



FLOOR

## REMINISCENT™

COLORBODY™ PORCELAIN FLOOR with STEPWISE™ TECHNOLOGY  
& GLAZED CERAMIC MOSAIC with REVEAL IMAGING®

 **daltile**®  
IMAGINE WHAT'S POSSIBLE™



Photo features Reminiscent™ Aged Beige 12 x 24 on the floor and Memento White 12 x 24 on the wall.

## Embrace A Sleek Cement Look

The Reminiscent™ floor collection offers an updated approach to smooth cement and stone visuals. Perfect for both indoor and outdoor spaces, Reminiscent offers special installation flexibility. Utilizing Stepwise™ technology for increased traction, the collection features an unpolished finish and a heightened three-dimensional effect. With modular floor tile sizes and a pressed ceramic mosaic, Reminiscent comes in timeless neutral hues.

- **INSTALLATION FLEXIBILITY**
  - Crafted from ColorBody™ porcelain and coordinating ceramic mosaic for a 3D visual
  - Floor tile with StepWise™ technology is suitable for exterior applications
- **VERSATILE SELECTIONS**
  - 12 x 24 and 12 x 12 floor tiles and a 2 x 2 mosaic
  - Featured in four neutral colors

-  **POST-CONSUMER RECYCLED MATERIALS**
-  **PRE-CONSUMER RECYCLED MATERIALS**
-  **MADE IN THE U.S.A.**
-  **REVEAL IMAGING®**
-  **STEPWISE™**

All or select items within this series meet the requirements for these qualifications. For more information visit [daltile.com](http://daltile.com).

**CERTIFIED PORCELAIN**  
TILE  
0.5% or less water absorption

### USAGE

Floors      Walls      Countertops

**F**      **W**      **C**

COLORBODY™ PORCELAIN FLOOR TILE



MEMENTO WHITE RM20



AGED BEIGE RM21



SOUVENIR GRAY RM22



RECLAIMED GRAY RM23

2 x 2 GLAZED CERAMIC MOSAIC



MEMENTO WHITE RM20



AGED BEIGE RM21



SOUVENIR GRAY RM22






RECLAIMED GRAY RM23

# REMINISCENT™

COLORBODY™ PORCELAIN FLOOR with STEPWISE™ TECHNOLOGY & GLAZED CERAMIC MOSAIC with REVEAL IMAGING®

## SIZES

			Thickness	Sq. Ft./ Carton	Pieces/ Carton
	12 x 24 Floor Tile	(11-13/16" x 23-13/16") (30.00 cm x 60.48 cm)	3/8"	15.60	8
	12 x 12 Floor Tile	(11-13/16" x 11-13/16") (30.00 cm x 30.00 cm)	5/16"	14.55	15
	2 x 2 Mosaic <sup>■</sup> (Dot-mounted on 12" x 24" Sheet)	(12" x 24" Sheet) (30.48 cm x 60.96 cm Sheet)	1/4"	24.00	12

■ Not available with StepWise™

## APPLICATIONS

	Target DCOF wet	Suitable
Dry & Level – Interior Floor	N/A	✓
Wet & Level – Interior Floor	≥ 0.42	✓
Shower Floors (Residential or Light Commercial)	≥ 0.42	✓*
Exterior Floor Applications (including pool decking & other wet areas with minimal footwear)	≥ 0.60	✓**
Ramps & Inclines	≥ 0.65	
Walls/Backsplashes	N/A	✓
Countertops	N/A	✓
Pool Linings	N/A	✓*

A DCOF value of ≥ 0.42 is the standard for tiles specified for level interior spaces expected to be walked upon when wet, as stated in ANSI A137.1-2012, Section 9.6. For more information about DCOF and the DCOF AcuTest™, visit [daltile.com/DCOF](http://daltile.com/DCOF).

### APPLICATION NOTES:

Mosaics and floor tile are suitable for many residential and commercial floors; in addition, mosaics are also suitable for residential and light commercial shower floors.




Floor tile suitable for exterior applications in freezing and non-freezing climates, when proper installation methods are followed.

Mosaic suitable for exterior applications in non-freezing climates, when proper installation methods are followed.

\* Mosaic tile only.

\*\* 12 x 12 and 12 x 24 floor tile with Stepwise™ technology only.


## TRIM

	Type	Number	Size	Pieces/ Carton
	Bullnose	P-43C9	3 x 12	30
	Cove Base	P-36C9T	6 x 12	22
	Cove Base Outcorner	PC-36C9T	1 x 6	15

Floor bullnose and cove base trim are intended to coordinate with floor tile in the standard 90-degree installation position.

Cove base and cove corner trim are suitable for non-freezing climates only.

## INSTALLATION

Grout Joint Recommendation	Shade Variation
<p><b>Floor:</b> 3/16" (Overlap should not exceed 33% when installing tile with a length 15" or greater in a staggered brick-joint pattern. When multiple sizes are installed in a modular pattern, please specify same size caliber at time of order.)</p> <p><b>Mosaic:</b> 1/8"</p>	 High (V3)

## PERFORMANCE CHARACTERISTICS

	ASTM#	Floor Result	Mosaic Result
Water Absorption	C373	< 0.5%	< 3.0%
Breaking Strength	C648	> 275 lbs	> 250 lbs
Scratch Hardness	MOHS	8.0	8.5
Chemical Resistance	C650	Resistant	Resistant
Abrasion Resistance	C1027	N/A	4

For additional information on test results, visit us at: [daltile.com/information/TestResults](http://daltile.com/information/TestResults).

## NOTES

Since there are variations in all fired ceramic and natural products, tile and trim supplied for your particular installation may not match samples. Final confirmation should be made from actual tiles and trim prior to installation. Manufactured in accordance with ANSI A137.1 standards.

Not for use on ramps. Water, oil, grease, improper drainage and certain footwear can create slippery conditions. Floor applications expected to be exposed to these conditions require extra caution in product selection.

For additional information refer to "Factors to Consider" at: [daltile.com/Factors](http://daltile.com/Factors).

Special consideration needs to be given when installing tiles greater than 15 inches.

Please refer to [daltile.com/LargeTiles](http://daltile.com/LargeTiles) for more information.

Special care should be taken when grouting with dark pigmented colors. A grout release is recommended to prevent finely powdered pigments from lodging in the pores of the surface. Use of a latex modified thin-set is recommended for installation.



DESIGNED TO HELP EARN LEED™ CREDITS. For more detailed information, visit [daltilegreenworks.com](http://daltilegreenworks.com).

SCAN QR CODE FOR PRODUCT INFORMATION

Get a QR Code reader at: [GET.DALTILE.COM](http://GET.DALTILE.COM)



7834 C. F. Hawn Freeway,  
Dallas, Texas 75217 | 1.800.933.TILE

To view the complete collection of Daltile® products and information, visit our website at [daltile.com](http://daltile.com).



IMAGINE WHAT'S POSSIBLE™

©2017 Daltile (4/17)