



STONE ATTACHÉ™ COLLECTION – FLOOR

**DIPLOMACY™**

COLORBODY™ PORCELAIN with REVEAL IMAGING®

 **daltile®**  
IMAGINE WHAT'S POSSIBLE™



Cover photo features Diplomacy™ Dark Grey 24 x 24 on the floor.  
Above photo features Diplomacy™ Dark Grey brick-joint mosaic on the wall.

## Bluestone Allure

### USAGE

Floors	Walls	Countertops
F	W	C

Diplomacy deftly delivers the quiet strength and visual beauty of quarried Belgian bluestone. Diplomacy is available in three smoky hues that come alive with movement created by delicate highlights of light greys and whites. Large format floor tiles paired with a coordinating brick-joint mosaic create a magnificent space crowned by an authentic stone look. Diplomacy expands your outdoor living space to a patio or garden with the 24 x 24 tile pavers in 2 cm thickness creating a seamless transition from interior to exterior.

- **BLUESTONE BRILLIANCE**
  - Natural look of quarried Belgian bluestone in durable ColorBody™ porcelain tile
  - Three smoky, grey tonalities in a brushed stone surface
- **DESIGN SELECTION**
  - Three floor tile sizes including a 24 x 48, brick-joint mosaic and trim package available
  - Rectified edges for smaller grout joint installation
  - 24 x 24 available in 2cm thickness for exterior applications

 **PRE-CONSUMER RECYCLED MATERIALS**


 **REVEAL IMAGING®**

 **TRU-EDGE™**


All or select items within this series meet the requirements for these qualifications. For more information visit [daltile.com](http://daltile.com).

 **CERTIFIED RECELAIN™**  
TILE  
0.5% or less water absorption

FLOOR TILE



LIGHT GREY DP01\*




MEDIUM GREY DP02




DARK GREY DP03\*


BRICK-JOINT MOSAIC



LIGHT GREY DP01



MEDIUM GREY DP02








DARK GREY DP03

\* Available in 2cm thickness in 24 x 24 size.

# DIPLOMACY™

COLORBODY™ PORCELAIN with REVEAL IMAGING®

## SIZES

			Thickness	Sq. Ft./ Carton	Pieces/ Carton
	24 x 48 Floor Tile	(23-7/16" x 47") (59.50 cm x 119.30 cm)	3/8"	15.50	2
	24 x 24 Paver Tile	(23-7/16" x 23-7/16") (59.50 cm x 59.50 cm)	13/16" (2cm)	7.76	2
	24 x 24 Floor Tile	(23-7/16" x 23-7/16") (59.50 cm x 59.50 cm)	3/8"	11.64	3
	12 x 24 Floor Tile	(11-11/16" x 23-7/16") (29.65 cm x 59.50 cm)	3/8"	9.70	5
	5/8 x 1 Brick-joint Mosaic	(11-11/16" x 11-11/16" Sheet) (29.65 cm x 29.65 cm Sheet)	3/8"	3.88	4

■ Available in DP01 and DP03 only.

## APPLICATIONS

	Target DCOF wet	Suitable
Dry & Level – Interior Floor	N/A	✓
Wet & Level – Interior Floor	≥ 0.42	✓
Shower Floors (Residential or Light Commercial)	≥ 0.42	✓*
Exterior Floor Applications (including pool decking & other wet areas with minimal footwear)	≥ 0.60	✓**
Ramps & Inclines	≥ 0.65	
Walls/Backsplashes	N/A	✓
Countertops	N/A	✓
Pool Linings	N/A	✓*

A DCOF value of ≥ 0.42 is the standard for tiles specified for level interior spaces expected to be walked upon when wet, as stated in ANSI A137.1-2012, Section 9.6. For more information about DCOF and the DCOF AcuTest™, visit [daltile.com/DCOF](http://daltile.com/DCOF).




### APPLICATION NOTES:

Suitable for exterior applications in freezing and non-freezing climates, when proper installation methods are followed.

\* Mosaic tile only.


\*\* 24 x 24 2cm paver tile only.

## TRIM

	Type	Number	Size	Pieces/ Carton
	Bullnose	S-43F9	3 x 24	15
	Cove Base	S-36C9T	6 x 12	20
	Cove Base Outcorner	SC-36C9T	1 x 6	10

Floor bullnose and cove base trim are intended to coordinate with floor tile in the standard 90-degree installation position.

## INSTALLATION

Grout Joint Recommendation	Shade Variation
1/8" (3/16" when multiple sizes are installed in a modular pattern, and/or when installing tile with a length 15" or greater in a staggered brick-joint pattern; overlap should not exceed 33%.)	 Medium (V2)

## PERFORMANCE CHARACTERISTICS

	ASTM#	Result
Water Absorption	C373	< 0.5%
Breaking Strength	C648	> 300 lbs > 1000 lbs (2cm)
Scratch Hardness	MOHS	8.0
Chemical Resistance	C650	Resistant
Abrasion Resistance	C1027	N/A

For additional information on test results, visit us at: [daltile.com/information/TestResults](http://daltile.com/information/TestResults).

## NOTES

Since there are variations in all fired ceramic and natural products, tile and trim supplied for your particular installation may not match samples. Final confirmation should be made from actual tiles and trim prior to installation. Manufactured in accordance with ANSI A137.1 standards.

Not for use on ramps. Water, oil, grease, improper drainage and certain footwear can create slippery conditions. Floor applications expected to be exposed to these conditions require extra caution in product selection.

For additional information refer to "Factors to Consider" at: [daltile.com/Factors](http://daltile.com/Factors).

Special consideration needs to be given when installing tiles greater than 15 inches. Please refer to [daltile.com/LargeTiles](http://daltile.com/LargeTiles) for more information.

Special care should be taken when grouting with dark pigmented colors. A grout release is recommended to prevent finely powdered pigments from lodging in the pores of the surface. Use of a latex modified thin-set is recommended for installation.



DESIGNED TO HELP EARN LEED™ CREDITS. For more detailed information, visit [daltilegreenworks.com](http://daltilegreenworks.com).

7834 C. F. Hawn Freeway,  
Dallas, Texas 75217 | 1.800.933.TILE

To view the complete collection of Daltile® products and information, visit our website at [daltile.com](http://daltile.com).



IMAGINE WHAT'S POSSIBLE™

©2017 Daltile (4/17)