



STONE ATTACHÉ™ COLLECTION – FLOOR

DELEGATE™

COLORBODY™ PORCELAIN with REVEAL IMAGING®

 **daltile®**
IMAGINE WHAT'S POSSIBLE™



Cover photo features Delegate™ Off White 24 x 24 on the floor.
Above photo features Delegate™ Black 1 x 1 3D mosaic on the wall.

Natural Geological Movement

USAGE

Floors

Walls

Countertops

F

W

C

Delegate represents a contemporary and versatile design option for today's spaces. The diagonal visual on this ColorBody™ porcelain tile is the subtle evidence of nature's powerful geological movements. Gentle color movement in the white and grey shades offers a slight visual distinction from the darker, monochromatic black hue. This sedimentary slate-inspired design offers a rich visual with depth and interest in two tile sizes – plus a 20 x 40 tile paver in 2cm thickness suitable for exterior applications. Harmonize floor tile with a random linear mosaic or 3D brick-joint mosaic for a comprehensive stone look.

- **TECTONIC MOVEMENT**
 - Compressed slate visual in four stately shades: off white, light grey, dark grey and black
 - The diagonal movement of slate in durable ColorBody™ porcelain tile
- **ELEVATED FLEXIBILITY**
 - Two floor tile sizes plus a 20 x 40 tile paver in 2cm thickness
 - Rectified edges for smaller grout joints
 - Random linear mosaic, 3D mosaic and trim package available



PRE-CONSUMER RECYCLED MATERIALS



REVEAL IMAGING®



TRU-EDGE™

All or select items within this series meet the requirements for these qualifications. For more information visit datile.com.

CERTIFIED RECELAIN™
TILE
0.5% of total water absorption

FLOOR TILE




OFF WHITE DL25



LIGHT GREY DL26*



DARK GREY DL27*



BLACK DL28

RANDOM LINEAR MOSAIC



OFF WHITE DL25




LIGHT GREY DL26



DARK GREY DL27

1 x 1 3D MOSAIC



BLACK DL28

* Available in 2cm thickness in 20 x 40 size.

DELEGATE™

COLORBODY™ PORCELAIN with REVEAL IMAGING®

SIZES

			Thickness	Sq. Ft./ Carton	Pieces/ Carton
	20 x 40 Paver Tile ■	(19-1/2" x 39-3/16") (49.50 cm x 99.50 cm)	13/16" (2cm)	5.38	1
	24 x 24 Floor Tile	(23-7/16" x 23-7/16") (59.50 cm x 59.50 cm)	3/8"	11.64	3
	12 x 24 Floor Tile	(11-11/16" x 23-7/16") (29.65 cm x 59.50 cm)	3/8"	9.70	5
	Random Linear Mosaic ♦	(11-5/8" x 23-1/4" Sheet) (29.59 cm x 59.00 cm Sheet)	3/8"	7.76	4
	1 x 1 3D Mosaic *	(11-11/16" x 11-11/16" Sheet) (29.65 cm x 29.65 cm Sheet)	3/8"	3.88	4

■ Available in DL26 and DL27 only.

♦ Available in DL25, DL26 and DL27 only.

* Available in DL28 only.

APPLICATIONS

	Target DCOF wet	Suitable
Dry & Level – Interior Floor	N/A	✓
Wet & Level – Interior Floor	≥ 0.42	✓
Shower Floors (Residential or Light Commercial)	≥ 0.42	
Exterior Floor Applications (including pool decking & other wet areas with minimal footwear)	≥ 0.60	✓*
Ramps & Inclines	≥ 0.65	
Walls/Backsplashes	N/A	✓
Countertops	N/A	✓
Pool Linings	N/A	

A DCOF value of ≥ 0.42 is the standard for tiles specified for level interior spaces expected to be walked upon when wet, as stated in ANSI A137.1-2012, Section 9.6. For more information about DCOF and the DCOF AcuTest™, visit daltile.com/DCOF.




APPLICATION NOTES:

Suitable for exterior applications in freezing and non-freezing climates, when proper installation methods are followed.

1 x 1 3D mosaic suitable for wall applications only.


* 20 x 40 2cm paver tile only

TRIM

	Type	Number	Size	Pieces/ Carton
	Bullnose	S-43F9	3 x 24	15
	Cove Base	S-36C9T	6 x 12	20
	Cove Base Outcorner	SC-36C9T	1 x 6	10

Floor bullnose and cove base trim are intended to coordinate with floor tile in the standard 90-degree installation position.

INSTALLATION

Grout Joint Recommendation	Shade Variation
1/8" (3/16" when multiple sizes are installed in a modular pattern, and/or when installing tile with a length 15" or greater in a staggered brick-joint pattern; overlap should not exceed 33%.)	 High (V3)

PERFORMANCE CHARACTERISTICS

	ASTM#	Result
Water Absorption	C373	< 0.5%
Breaking Strength	C648	> 300 lbs > 1000 lbs (2cm)
Scratch Hardness	MOHS	8.0
Chemical Resistance	C650	Resistant
Abrasion Resistance	C1027	N/A

For additional information on test results, visit us at: daltile.com/information/TestResults.

NOTES

Since there are variations in all fired ceramic and natural products, tile and trim supplied for your particular installation may not match samples. Final confirmation should be made from actual tiles and trim prior to installation. Manufactured in accordance with ANSI A137.1 standards.

Not for use on ramps. Water, oil, grease, improper drainage and certain footwear can create slippery conditions. Floor applications expected to be exposed to these conditions require extra caution in product selection.

For additional information refer to "Factors to Consider" at: daltile.com/Factors.

Special consideration needs to be given when installing tiles greater than 15 inches. Please refer to daltile.com/LargeTiles for more information.

Special care should be taken when grouting with dark pigmented colors. A grout release is recommended to prevent finely powdered pigments from lodging in the pores of the surface. Use of a latex modified thin-set is recommended for installation.



DESIGNED TO HELP EARN LEED™ CREDITS. For more detailed information, visit daltilegreenworks.com.

7834 C. F. Hawn Freeway,
Dallas, Texas 75217 | 1.800.933.TILE

To view the complete collection of Daltile® products and information, visit our website at daltile.com.



IMAGINE WHAT'S POSSIBLE™

©2017 Daltile (4/17)