



FLOOR

## COVE CREEK™

GLAZED PORCELAIN FLOOR & GLAZED CERAMIC MOSAIC  
with REVEAL IMAGING®

 **daltile**®  
IMAGINE WHAT'S POSSIBLE™



Cover photo features Cove Creek™ Off White 20 x 20 floor tile and 2 x 2 mosaic on the floor with 12 x 24 floor tile on the wall.  
Above photo features Cove Creek™ Off White 20 x 20 floor tile and 2 x 2 mosaic on the floor.

## Distinguished Linear Graphics Create a Fluid Contemporary Style

With fluid movements in its design, Cove Creek's distinctive stone look creates an impact with elegance and style. Cove Creek impresses with a refined palette of natural colors shown in a light stone graphic with a soft, linear pattern. Three standard sizes, three essential colors and corresponding trim will add character to any design.

- **BALANCE USING NEUTRALS**
  - Serene tones feature three exquisite colors
  - Light stone graphics with a soft, linear pattern add dimension
- **PRACTICAL VERSATILITY**
  - Offered in three popular sizes with complementary mosaic and trim
  - 2 x 2 glazed ceramic mosaic is dot-mounted and easy to install



**POST-CONSUMER  
RECYCLED MATERIALS**



**PRE-CONSUMER  
RECYCLED MATERIALS**



**MADE IN THE U.S.A.**



**REVEAL IMAGING®**

All or select items within this series meet the requirements for these qualifications. For more product information, visit [daltille.com](http://daltille.com).

**CERTIFIED  
PORCELAIN  
TILE**  
© 5% or less water absorption

GLAZED PORCELAIN FLOOR TILE



OFF WHITE CC08

2 x 2 GLAZED CERAMIC MOSAIC




OFF WHITE CC08



BEIGE CC09



BEIGE CC09



GRAY CC10







GRAY CC10

FLOOR

# COVE CREEK™

GLAZED PORCELAIN FLOOR & GLAZED CERAMIC MOSAIC with REVEAL IMAGING®

## SIZES

			Thickness	Sq. Ft. per Carton	Pieces per Carton
	20 x 20 Floor Tile	(19-11/16" x 19-11/16") (50.00 cm x 50.00 cm)	3/8"	18.83	7
	13 x 13 Floor Tile	(13-1/8" x 13-1/8") (33.33 cm x 33.33 cm)	5/16"	17.85	15
	12 x 24 Floor Tile	(11-13/16" x 23-13/16") (30.00 cm x 60.48 cm)	5/16"	17.37	9
	2 x 2 Mosaic (Dot-mounted on 12" x 24" Sheet)	(12" x 24" Sheet) (30.48 cm x 60.96 cm Sheet)	1/4"	24.00	12

## FLOOR APPLICATIONS

	Target DCOF wet	Suitable
Dry & Level – Interior	N/A	✓
Wet & Level – Interior	≥ 0.42	✓*
Exterior Applications; Pool Decking & Other Wet Areas with Minimal Footwear	≥ 0.60	
Ramps & Inclines	≥ 0.65	

A DCOF value of ≥ 0.42 is the standard for tiles specified for level interior spaces expected to be walked upon when wet, as stated in ANSI A137.1-2012, Section 9.6. For more information about DCOF and the DCOF AcuTest™, visit [daltile.com/DCOF](http://daltile.com/DCOF).

## OTHER APPLICATIONS

	Suitable
Walls/Backsplashes	✓
Countertops	✓
Pool Linings	✓**

### APPLICATION NOTES:


\* Floor tile and mosaic suitable. Mosaic also suitable for residential and light commercial shower floors.

\*\* Mosaic tile only

Floor tile and bullnose trim are suitable for exterior applications in freezing and non-freezing climates when proper installation methods are followed.


Mosaic suitable for exterior applications in non-freezing climates only when proper installation methods are followed.

## TRIM

Type	Number	Size	Pieces per Carton
 Bullnose	P-43E9	3 x 13	30

Bullnose trim is intended to coordinate with floor tile in the standard 90-degree installation position.

## INSTALLATION

Grout Joint Recommendation	Shade Variation
3/16" (overlap should not exceed 33% when installing tile with a length of 15" or greater in a staggered brick-joint pattern) Mosaic: 1/8"	 High (V3)

## TEST RESULTS

	ASTM#	Floor Result	Mosaic Result
Water Absorption	C373	< 0.5%	< 3.0%
Breaking Strength	C648	> 275 lbs	> 250 lbs
Scratch Hardness	MOHS	8.0	8.0
Chemical Resistance	C650	Resistant	Resistant
Abrasion Resistance	C1027	4	4

For additional information, visit [daltile.com/information/TestResults](http://daltile.com/information/TestResults).

## NOTES

Special consideration must be given when installing tiles greater than 15 inches. Please refer to [daltile.com/LargeTiles](http://daltile.com/LargeTiles) for more information.

Use of a latex modified thin-set is recommended for installation.

Since there are variations in all fired ceramic products, tile and trim supplied for your particular installation may not match these samples. Final color selection should be made from actual tiles and trim and not from tile samples or color reproductions. Manufactured in accordance with ANSI A137.1 standards.

Water, oil, grease, etc. create slippery conditions. Floor applications with exposure to these conditions require extra caution in product selection. Not for use on ramps.

For additional information refer to "Factors to Consider" at [daltile.com/Factors](http://daltile.com/Factors).



DESIGNED TO HELP EARN LEED™ CREDITS. For more detailed information, visit [daltilegreenworks.com](http://daltilegreenworks.com).



SCAN QR CODE FOR PRODUCT INFORMATION

Get a QR Code reader at: [GET.DALTILE.COM](http://GET.DALTILE.COM)



7834 C. F. Hawn Freeway, Dallas, Texas 75217 | 1.800.933.TILE

To view the complete collection of Daltile® products and information, visit our website at [daltile.com](http://daltile.com).



IMAGINE WHAT'S POSSIBLE™

©2017 Daltile (1/17)