



WALL

MODERN DIMENSIONS™
GLAZED CERAMIC

 **daltile®**
IMAGINE WHAT'S POSSIBLE™



Coverphoto features Biscuit, Architectural Gray and Black 4 -1/4 x 12-3/4 field tile on the wall. Above photo featured in THE NEW AMERICAN HOME. Photo features Matte Artisan Brown 4 -1/4 x 12-3/4 field tile.

Contemporary Style with Linear Amplitude

Modern Dimensions™ glazed wall tile combines modern flare with sophisticated style. With a trendy color palette, numerous linear sizes and accent, this line offers designers and homeowners unlimited design options. Suitable for both residential and commercial wall uses, Modern Dimensions is ideal for projects needing a bold backsplash or a sleek contemporary wall design. This line offers the ultimate in style and selection.

- IN MODERN STYLE

- Offered in numerous contemporary linear sizes and available wave structure
- Trendy color palette allows for modern residential and commercial wall designs

- CONTEMPORARY COORDINATION

- Coordinating mosaics and accent
- Coordinates with SemiGloss™, Matte™ and Rittenhouse Square™ collections



POST-CONSUMER
RECYCLED MATERIALS




PRE-CONSUMER
RECYCLED MATERIALS


MODERN DIMENSIONS™

GLAZED CERAMIC


SEMIGLOSS




ARCTIC WHITE
0190 1



BISCUIT
K175 1




URBAN PUTTY
0161 1 v



DESERT GRAY
X114 1 v




ELEMENTAL TAN
0166 1 v




ARCHITECTURAL GRAY
0109 2 v


MATTE




MATTE ARCTIC
WHITE 0790 1



MATTE BISCUIT
K775 1




MATTE URBAN
PUTTY 0761 1 v



MATTE DESERT
GRAY X714 1 v




MATTE ELEMENTAL
TAN 0766 1 v



MATTE ARCHITECTURAL
GRAY 0709 2 v

MADE TO ORDER COLORS



CRISP LINEN
0139 3



CORN SILK
0160 3 j



LUMINARY GOLD
0142 3



GOLD COAST
0191 3



SPA
0148 3



ICE GRAY
K176 3



WATERFALL
0169 3




UPTOWN TAUPE
0132 3



AQUA GLOW
0197 3



GARDEN SPOT
0141 3



SUEDE GREY
0182 3



GALAXY
1469 3



ARTISAN BROWN
0144 2 j



MATTE ARTISAN
BROWN 0744 2 j



BLACK
K111 2 j



MATTE BLACK
K711 2 j

WAVE WALL TILE



ARCTIC WHITE 0190
4 1/4 x 12 3/4 (Available in all colors)

v All tile and 4-1/4 x 12-3/4 wave wall tile are made-to-order. Made-to-order colors require 6-8 weeks delivery from date of order.
j Color available in 2 x 4 straight-joint mosaic via made-to-order. Made-to-order colors require 6-8 weeks delivery from date of order.
(1), (2) indicate Price Groups, (1) being the least expensive. 2 x 4 mosaics are not available in Group 3 colors.

MODERN DIMENSIONS™

GLAZED CERAMIC

SIZES

			Thickness	Sq. Ft. Per Carton	Pieces Per Carton
	4-1/4 x 12-3/4 Wall Tile	(4-1/4" x 12-7/8") (108.8 cm x 32.71 cm)	5/16"	10.64	28
	4-1/4 x 12-3/4 Wave Wall Tile	(4-1/4" x 12-7/8") (108.8 cm x 32.71 cm)	5/16"	10.64	28
	4-1/4 x 8-1/2 Wall Tile	(4-1/4" x 8-9/16") (108.8 cm x 21.82 cm)	5/16"	10.63	42
	2-1/8 x 8-1/2 Wall Tile	(2-1/8" x 8-9/16") (5.48 cm x 21.82 cm)	5/16"	10.40	80
	2x4 Straight-joint Mosaic (Mounted on 12"x12" Sheet)	(12"x12" Sheet) (30.48 cm x 30.48 cm Sheet)	1/4"	10.00	10
	2-1/8 x 8-1/2 Eclipse	(2-1/8" x 8-9/16") (5.50 cm x 21.70 cm)	5/16"	--	80

t Available in colors 0190, 0790, K175 and K775.0 other colors are made to order.

n Available in color K060 only.

APPLICATIONS

	Suitable
Floors	
Walls/Backsplashes	✓
Countertops	✓*
Pool Linings	✓**

APPLICATION NOTES:

* Matte finish mosaics only. Darker colors may show scratches.

** Mosaics only

Suitable for exterior applications in non-freezing climates only when proper installation methods are followed.

INSTALLATION

Grout Joint Recommendation	Shade Variation
4-1/4 x 8-1/2: 1/16" 4-1/4 x 12-3/4 & 2-1/8 x 8-1/2: 1/16" (when installed in a staggered brick-joint pattern; overlap should not exceed 33%) Mosaic: 1/8"	Low (V1)

TRIM

	Type	Number	Size	Pieces Per Carton
	Wall Bulnose Outer Corner	SCR-L-4449	4-1/4 x 4-1/4	28
	Wall Bulnose (12-3/4" side)	S-44C9	4-1/4 x 12-3/4	28
	Wall Bulnose (4-1/4" side)	S-4C49	4-1/4 x 12-3/4	28
	Wall Bulnose Corner Left or Right	SCR/L-44C9	4-1/4 x 12-3/4	28
	Wall Bulnose (8-1/2" side)	S-4489	4-1/4 x 8-1/2	42
	Wall Bulnose (4-1/4" side)	S-4849	4-1/4 x 8-1/2	42
	Wall Bulnose Corner Left or Right	SCR/L-4489	4-1/4 x 8-1/2	42
	Wall Bulnose (8-1/2" side)	S-4289	2-1/8 x 8-1/2	80
	Wall Bulnose Corner	SN-4289	2-1/8 x 2-1/8	25
	Quarter Round	A-108	1 x 8-1/2	150
	Flat Top Cove	A-34C1	4-1/4 x 12-3/4	40
	Flat Top Cove	A-3481	4-1/4 x 8-1/2	40

t Available in colors 0190, 0790, K175 and K775.0 other colors are made to order.

NOTE: Made-to-order colors require 6-8 weeks for delivery from date of order.

TEST RESULTS

	ASTM #	Wall Result	Mosaic Result
Water Absorption	C373	< 20.0%	< 3.0%
Breaking Strength	C648	120-230 lbs.	> 250 lbs.
Scratch Hardness	MOHS	4.0-6.0	4.0-6.5
Chemical Resistance	C650	Resistant	Resistant

NOTES

Since there are variations in all fired ceramic products, tile and trim supplied for your particular installation may not match these samples. Final color selection should be made from actual tiles and trim and not from tile samples or color reproductions. Manufactured in accordance with ANSI A137.1 standards.

For additional information refer to "Factors to Consider" at dalile.com/Factors.



DESIGNED TO HELP EARN LEED™ CREDITS. Form one detailed information, visit dalilegreenworks.com.



SCAN QR CODE FOR PRODUCT INFORMATION

Get a QR Code reader at: GETDALILE.COM



7834 C.F. Hawin Freeway, Dallas, Texas 75217 | 1.800.933.TILE

To view the complete collection of Daltile® products and information, visit our website at dalile.com.



IMAGINE WHAT'S POSSIBLE™

© 2016 Dal-Tile Corporation (7/16)