



FLOOR

**DIGNITARY™**

STONE ATTACHÉ™ COLLECTION – COLORBODY™ PORCELAIN

 **daltile®**  
IMAGINE WHAT'S POSSIBLE™



Cover photo features Superior Taupe 24 x 48 on the floor, Superior Taupe 12 x 24 on the left wall, Luminary White 12 x 24 on the right wall, and Superior Taupe Abstract Mosaic on the shower wall. Above photo features Superior Taupe 24 x 48 on the floor and Luminary White 12 x 24 on the wall.

## Ageless and Innovative – the Dignitary™ Series

The imaginative Dignitary Series provides depth on surfaces as it replicates French limestone embedded with fossil layers and natural veins. Beautiful in any setting, this outstanding ColorBody™ porcelain tile is equally suited to traditional or contemporary styles, bringing ageless dimension to every application. An array of colors in unpolished finish are available in three large-format sizes and a coordinating mosaic. Polished and textured finishes, as well as a 2 cm thickness, are also available in select sizes.

### • REIMAGINING A CLASSIC

- Small fossils and veining replicate the look of French limestone that has stood the test of time
- Six rich neutral colors appeal to contemporary tastes
- 2 cm thick tile available in 24 x 24 size and three colors

### • AGELESS BEAUTY ANYWHERE

- Three finishes offer the ability to stretch designs from floors to walls, indoors, and out
- Three large-format sizes plus an abstract mosaic all provide dimensional depth

 PRE-CONSUMER RECYCLED MATERIALS

 TRU-EDGE

 CERTIFIED PORCELAIN TILE  
© 2015 or later, Walker Tile Company

FIELD TILE


All colors available in Unpolished, Light Polished & Textured



LUMINARY WHITE DR 07\*



NOTABLE BEIGE DR 09\*



EMINENCE GREY DR 10



SUPERIOR TAUPE DR 08\*



HERALD BROWN DR 12



GOVERNOR BLACK DR 11

ABSTRACT MOSAIC



LUMINARY WHITE DR 07




NOTABLE BEIGE DR 09



EMINENCE GREY DR 10



SUPERIOR TAUPE DR 08



HERALD BROWN DR 12







GOVERNOR BLACK DR 11

\*Available in 2 cm thickness in 24 x 24 size

# DIGNITARY™

STONE ATTACHÉ™ COLLECTION – COLORBODY™ PORCELAIN

## SIZES

			Thickness	Sq. Ft. per Carton	Pieces per Carton
	24 x 48 v Field Tile	(23-7/16" x 47") (59.50 cm x 119.30 cm)	3/8"	15.50	2
	24 x 24 Field Tile	(23-7/16" x 23-7/16") (59.50 cm x 59.50 cm)	3/8" v 13/16" / 2cm j	11.64 7.76	3 2
	12 x 24 Field Tile	(11-11/16" x 23-7/16") (29.65 cm x 59.50 cm)	3/8"	9.70	5
	Abstract v Mosaic	(12" x 12" Sheet)	3/8"	3.88	4

v Available in Unpolished only

j Available in 2cm thickness with textured surface in DR07, DR08 and DR09 colors only.

## FLOOR APPLICATIONS

	Target DCOF wet	Suitable
Dry & Level- Interior	N/A	✓
Wet & Level- Interior	0.42	✓*
Exterior Applications; Pool Decking & Other Wet Areas with Minimal Footwear	0.60	✓**
Ramps & Inclines	0.65	

A DCOF value of 0.42 is the standard for tiles specified for level interior spaces expected to be walked upon when wet, as stated in ANSI A137.1-2012, Section 9.6. For more information about DCOF and the DCOF AcuTest®, visit [daltille.com/DCOF](http://daltille.com/DCOF).

## OTHER APPLICATIONS

	Suitable
Walls/Backsplashes	✓
Countertops	✓
Pool Linings	✓***

### APPLICATION NOTES:

\* Unpolished and textured surfaces only




\*\* Textured surface only

\*\*\* Mosaics only

Suitable for exterior applications in freezing and non-freezing climates when proper installation methods are followed.


Light Polished surface is suitable for dry and level floor applications only.

## TRIM

	Type	Number	Size	Pieces per Carton
	Bullnose	S-43F9	3 x 24	15
	Cove Base	S-36C9T	6 x 12	20
	Cove Base Corner	SC-36C9T	1 x 6	10

Bullnose, cove base and cove base corner trim are intended to coordinate with floor field tile in the standard 90-degree installation position.

## INSTALLATION

Grout Joint Recommendation	Shade Variation
1/8" (1/16" when multiple sizes are installed in a modular pattern and 3/16" when installed in a staggered brick-joint pattern; overlap should not exceed 33%)	 Random (V4)

## TEST RESULTS

	ASTM #	Result
Water Absorption	C373	< 0.5%
Breaking Strength	C648	> 300 lbs > 1000 lbs n
Scratch Hardness	MOHS	8.0
Chemical Resistance	C650	Resistant

n 2cm thickness only

## NOTES

Special consideration needs to be given when installing tiles greater than 15 inches. Please refer to [daltille.com/LargeTiles](http://daltille.com/LargeTiles) for more information.

Special care should be taken when grouting with dark pigmented colors. A grout release is recommended to prevent finely powdered pigments from lodging in the pores of the surface. Use of a latex modified thin-set is recommended for installation.

Since there are variations in all fired ceramic products, tile and trim supplied for your particular installation may not match these samples. Final color selection should be made from actual tiles and trim and not from tile samples or color reproductions. Manufactured in accordance with ANSI A137.1 standards.

Water, oil, grease, etc. create slippery conditions. Floor applications with exposure to these conditions require extra caution in product selection. Not for use on ramps.

For additional information refer to "Factors to Consider" at [daltille.com/Factors](http://daltille.com/Factors).



DESIGNED TO HELP EARN LEED™ CREDITS. Form one detailed information, visit [daltillegreenworks.com](http://daltillegreenworks.com).

SCAN QR CODE FOR PRODUCT INFORMATION

Get a QR Code reader at: [GETDALTILE.COM](http://GETDALTILE.COM)



7834 C.F. Haworth Freeway, Dallas, Texas 75217 | 1.800.933.TILE

To view the complete collection of Daltile® products and information, visit our website at [daltille.com](http://daltille.com).



IMAGINE WHAT'S POSSIBLE™

© 2016 Dal-Tile Corporation (8/16)