



FLOOR | WALL

# CONSULATE™

STONE ATTACHÉ™ COLLECTION – COLORBODY™ PORCELAIN

 **daltile**®  
IMAGINE WHAT'S POSSIBLE™



Cover photo features Quartzite Embassy Silver textured 24 x 48 on the floor.  
Above photo features Antique Concierge Sand 24 x 48 on the floor.

## Embody the Beauty and Strength of Stone with Consulate™

There's nothing quite like the sheer visual drama of stone, which is perfectly captured in both Consulate Antique and Consulate Quartzite. The Antique and Quartzite visuals will make any commercial or residential setting extraordinary. Consulate ColorBody™ porcelain tile displays a variety of natural patterns, complemented by mosaics whose intensity is even more pronounced.

- VISUAL STRENGTH

- Antique visual conveys the smooth look of recovered, aged marble; Quartzite visual maximizes the intensity of quartzite's natural texture and richness
- Both visuals offer unique and dramatic shade variations and veining to appeal to the most exquisite tastes

- SOPHISTICATED OPTIONS

- Large format 12 x 24 and 24 x 48 sizes are offered
- Linear mosaic available in Antique visual



PRE-CONSUMER  
RECYCLED MATERIALS



TRU-EDGE



**FIELD TILE**

All colors available in Unpolished & Textured



CONCIERGE SAND ANTIQUE CS06



LIAISON BEIGE QUARTZITE CS08



PREMIER GREY ANTIQUE CS05



EMBASSY SILVER QUARTZITE CS07

**RANDOM LINEAR MOSAIC**

Colors available in Unpolished



CONCIERGE SAND ANTIQUE CS06



PREMIER GREY ANTIQUE CS05

# CONSULATE™

STONE ATTACHÉ™ COLLECTION – COLORBODY™ PORCELAIN

## SIZES

|  |  |   | Thickness | Sq. Ft. per Carton | Pieces per Carton |
|--|--|---|-----------|--------------------|-------------------|
|  | 24 x 48 Field Tile (Unpolished)            | (23-7/16" x 47")<br>(59.50 cm x 119.30 cm)      | 3/8"      | 15.50              | 2                 |
|  | 12 x 24 Field Tile (Unpolished & Textured) | (11-11/16" x 23-7/16")<br>(29.65 cm x 59.50 cm) | 3/8"      | 9.70               | 5                 |
|  | Random Linear Mosaic ♦ (Unpolished)        | (12" x 24" Sheet)                               | 3/8"      | 7.76               | 4                 |

♦ Available in Antique colors only.

## FLOOR APPLICATIONS

|   | Target DCOF wet | Suitable |
|---|-----------------|----------|
| Dry & Level – Interior  | N/A             | ✓        |
| Wet & Level – Interior  | ≥ 0.42          | ✓        |
| Exterior Applications; Pool Decking & Other Wet Areas with Minimal Footwear | ≥ 0.60          | ✓*       |
| Ramps & Inclines  | ≥ 0.65          |          |

A DCOF value of ≥ 0.42 is the new standard for tiles specified for commercial application in standard A1371–2012, Section 9.6. It replaces the SCOF value of ≥ 0.60 referenced in ASTM C1028. For more information on the correlation between the two values and about the DCOF AcuTest™, visit [www.daltile.com/dcof](http://www.daltile.com/dcof).

## OTHER APPLICATIONS




|                    | Suitable |
|--------------------|----------|
| Walls/Backsplashes | ✓        |
| Countertops        | ✓        |
| Pool Linings       |          |

### APPLICATION NOTES:

\* Textured surface only


Suitable for exterior applications in freezing and non-freezing climates when proper installation methods are followed.

## TRIM

| Type  | Number   | Size   | Pieces per Carton |
|---|----------|--------|-------------------|
|  Bullnose (Unpolished) | S-43F9   | 3 x 24 | 15                |
|  Cove Base             | S-36C9T  | 6 x 12 | 20                |
|  Cove Base Corner      | SC-36C9T | 1 x 6  | 10                |

Bullnose, cove base and cove base corner trim are intended to coordinate with floor field tile in the standard 90-degree installation position.

## INSTALLATION

| Grout Joint Recommendation  | Shade Variation   |
|---|---|
| 1/8" (3/16" when multiple sizes are installed in a modular pattern, and when rectangular size is installed in a staggered brick-joint pattern; overlap should not exceed 33%) |  Random (V4) |

## TEST RESULTS

|                     | ASTM# | Result     |
|---------------------|-------|------------|
| Water Absorption    | C373  | < 0.5%     |
| Breaking Strength   | C648  | > 300 lbs. |
| Scratch Hardness    | MOHS  | 8.0        |
| Chemical Resistance | C650  | Resistant  |

## NOTES

Special consideration needs to be given when installing tiles 20" and larger. Please refer to [daltile.com/LargeTiles](http://daltile.com/LargeTiles) for more information.

Strong random shading enhances the natural beauty of this product. To achieve optimal results, tile should be selected from multiple cartons and shading arrangement planned prior to installation.

Special care should be taken when grouting with dark pigmented colors. A grout release is recommended to prevent finely powdered pigments from lodging in the pores of the surface. Use of a latex modified thin-set is recommended for installation.

Since there are variations in all fired ceramic products, tile and trim supplied for your particular installation may not match these samples. Final color selection should be made from actual tiles and trim and not from tile samples or color reproductions. Manufactured in accordance with ANSI A137.1 standards.

Water, oil, grease, etc. create slippery conditions. Floor applications with exposure to these conditions require extra caution in product selection. Not for use on ramps.

For additional information refer to "Factors to Consider" at [daltile.com/Factors](http://daltile.com/Factors).



DESIGNED TO HELP EARN LEED™ CREDITS. For more detailed information, visit [daltilegreenworks.com](http://daltilegreenworks.com).

SCAN QR CODE FOR PRODUCT INFORMATION

Get a QR Code reader at: [GET.DAL TILE.COM](http://GET.DAL TILE.COM)



7834 C. F. Hawn Freeway, Dallas, Texas 75217 | 1.800.933.TILE

To view the complete collection of Daltile® products and information, visit our website at [daltile.com](http://daltile.com).



IMAGINE WHAT'S POSSIBLE™

©2016 Dal-Tile Corporation (3/16)