



FLOOR

**BAY BRIDGE™**  
COLORBODY™ PORCELAIN

 **daltile®**  
IMAGINE WHAT'S POSSIBLE™



Above and cover photos feature Vista 12 x 24 in a grid pattern on the floor with Tibetan Slate stacked stone on the fireplace.

# Connecting Contemporary Style with Ultimate Durability

If you're looking for a contemporary tile that offers unique visual appeal and top-notch durability, Bay Bridge™ is the perfect selection. Bridging the gap between modern and rustic style, Bay Bridge fuses the beauty of natural wood with the modernity of fabric and concrete to create a unique and contemporary new look. Its durable designs mimic the natural and irregular patterns of wood grain, fabric weaves and stained concrete. Finished with a reflective glaze, these fresh interpretations come in a variety of contemporary colors to complement your space.

- MIXED CONTEMPORARY VISUAL
  - Modern interpretation of the natural tones and complexion of wood, fabric and concrete
- UNIQUE SURFACE
  - Reflective elements add depth and dimension to the textured surface
- MODERN COLORS & SIZES
  - Popular plank size available for unique designs
  - Four warm colors with wide pattern variation for added style
- DURABLE & HIGH-TRAFFIC FRIENDLY
  - Perfect for high-volume traffic areas

 PRE-CONSUMER RECYCLED MATERIALS

 TRU-EDGE

 CERTIFIED PORCELAIN TILE  
0.5% or less water absorption

FIELD TILE



VISTA BB10



ASHWOOD BB11



TRESTLE BB12





MAINLAND BB13

# BAY BRIDGE™

COLORBODY™ PORCELAIN

## SIZES

			Thickness	Sq. Ft. per Carton	Pieces per Carton
	24 x 24 Field Tile	(23-7/16" x 23-7/16") (59.44 cm x 59.44 cm)	3/8"	15.42	4
	12 x 24 Field Tile	(11-5/8" x 23-7/16") (29.56 cm x 59.44 cm)	3/8"	15.38	8
	6 x 24 Field Tile	(5-3/4" x 23-7/16") (14.63 cm x 59.44 cm)	3/8"	10.67	11
	12 x 12 Field Tile	(11-5/8" x 11-5/8") (29.56 cm x 29.56 cm)	3/8"	10.55	11

## FLOOR APPLICATIONS

	Target DCOF wet	Suitable
Dry & Level – Interior	N/A	✓
Wet & Level – Interior	≥ 0.42	✓
Exterior Applications; Pool Decking & Other Wet Areas with Minimal Footwear	≥ 0.60	
Ramps & Inclines	≥ 0.65	

A DCOF value of ≥ 0.42 is the standard for tiles specified for level interior spaces expected to be walked upon when wet, as stated in ANSI A137.1-2012, Section 9.6. For more information about DCOF and the DCOF AcuTest™, visit [daltile.com/DCOF](http://daltile.com/DCOF).




## OTHER APPLICATIONS

	Suitable
Walls/Backsplashes	✓
Countertops	✓
Pool Linings	

## APPLICATION NOTES:


Suitable for exterior applications in freezing and non-freezing climates when proper installation methods are followed.

## TRIM

	Type	Number	Size	Pieces per Carton
	Bullnose	S-43C9	3 x 12	30
	Cove Base	S-36C9T	6 x 12	20
	Cove Base Outcorner	SC-36C9T	1 x 6	10

Bullnose, cove base, and cove base corner trim are intended to coordinate with floor field tile in the standard 90-degree installation position.

## INSTALLATION

Grout Joint Recommendation	Shade Variation
1/8" (3/16" when installed in a staggered brick-joint pattern; overlap should not exceed 33%)	 Random (V4)

## TEST RESULTS

	ASTM#	Result
Water Absorption	C373	< 0.5%
Breaking Strength	C648	> 275 lbs.
Scratch Hardness	MOHS	8.0
Chemical Resistance	C650	Resistant

## NOTES

Special consideration needs to be given when installing tiles greater than 15 inches. Please refer to [daltile.com/LargeTiles](http://daltile.com/LargeTiles) for more information.

Strong random shading enhances the natural beauty of this product. To achieve optimal results, tile should be selected from multiple cartons and shading arrangement planned prior to installation.

Special care should be taken when grouting with dark pigmented colors. A grout release is recommended to prevent finely powdered pigments from lodging in the pores of the surface. Use of a latex modified thin-set is recommended for installation.

Since there are variations in all fired ceramic products, tile and trim supplied for your particular installation may not match these samples. Final color selection should be made from actual tiles and trim and not from tile samples or color reproductions. Manufactured in accordance with ANSI A137.1 standards.

Water, oil, grease, etc. create slippery conditions. Floor applications with exposure to these conditions require extra caution in product selection. Not for use on ramps.

For additional information refer to "Factors to Consider" at [daltile.com/Factors](http://daltile.com/Factors).



DESIGNED TO HELP EARN LEED™ CREDITS. For more detailed information, visit [daltilegreenworks.com](http://daltilegreenworks.com).

SCAN QR CODE FOR PRODUCT INFORMATION

Get a QR Code reader at: [GET.DAL TILE.COM](http://GET.DAL TILE.COM)



7834 C. F. Hawn Freeway, Dallas, Texas 75217 | 1.800.933.TILE

To view the complete collection of Daltile® products and information, visit our website at [daltile.com](http://daltile.com).



IMAGINE WHAT'S POSSIBLE™

©2016 Dal-Tile Corporation (7/16)