



FLOOR

ACACIA VALLEY™
COLORBODY™ PORCELAIN

 **daltile®**
IMAGINE WHAT'S POSSIBLE™



Cover photo features Ark 9 x 36 and 6 x 36 field tile in a random linear pattern on the floor.
 Above photo features Alder 9 x 36 field tile in a random linear pattern on the floor.

The Look of Exotic Hardwood with the Performance of Tile

USAGE

Floors	Walls	Countertops
F	W	C

Rich in detail and color, Acacia Valley™ is designed to replicate the exotic visual of Acacia wood, which is often associated with high-end furniture. Because it was created with Tru-Edge™ technology, Acacia Valley can be installed with minimal grout joints, further enhancing the natural hardwood look. It also is designed with durability and performance in mind allowing it to be used in any room, including bathrooms and kitchens. Acacia Valley gives any space the sophistication and style of expensive hardwood with the durability and versatile use of porcelain tile.

- VISUAL APPEAL
 - Large plank sizes can be used together to create a typical hardwood visual
 - Tru-Edge™ allows for tighter grout joints and a more wood-like installation
- WARM, UNIQUE COLOR PALETTE
 - Available in natural and rich hues for enhanced design appeal
- HIGH PERFORMANCE
 - Unlike hardwood, can be used in wet areas, such as bathrooms and kitchens

 **PRE-CONSUMER RECYCLED MATERIALS**

 **MADE IN THE U.S.A.**

 **REVEAL IMAGING®**

All or select items within this series meet the requirements for these qualifications. For more information visit daltile.com.

 **CERTIFIED PORCELAIN TILE**
0.5% or less water absorption

FLOOR TILE



ASH – 6 x 36 AV05, 9 x 36 AV13



ARK – 6 x 36 AV06, 9 x 36 AV14



ALDER – 6 x 36 AV07, 9 x 36 AV15





RIDGE – 6 x 36 AV08, 9 x 36 AV16

FLOOR

ACACIA VALLEY™

COLORBODY™ PORCELAIN

SIZES

			Thickness	Sq. Ft./ Carton	Pieces/ Carton
	9 x 36 Floor Tile (AV13, AV14, AV15, AV16)	(8-7/8" x 35-1/4") (22.50 cm x 89.50 cm)	3/8"	13.02	6
	6 x 36 Floor Tile (AV05, AV06, AV07, AV08)	(5-3/4" x 35-1/4") (14.00 cm x 89.50 cm)	3/8"	12.78	9

APPLICATIONS




	Target DCOF wet	Suitable
Dry & Level – Interior Floor	N/A	✓
Wet & Level – Interior Floor	≥ 0.42	✓
Shower Floors (Residential or Light Commercial)	≥ 0.42	
Exterior Floor Applications (including pool decking & other wet areas with minimal footwear)	≥ 0.60	
Ramps & Inclines	≥ 0.65	
Walls/Backsplashes	N/A	✓
Countertops	N/A	✓
Pool Linings	N/A	

A DCOF value of ≥ 0.42 is the standard for tiles specified for level interior spaces expected to be walked upon when wet, as stated in ANSI A137.1-2012, Section 9.6. For more information about DCOF and the DCOF AcuTest™, visit daltile.com/DCOF.

APPLICATION NOTES:

Suitable for exterior applications in freezing and non-freezing climates, when proper installation methods are followed.


TRIM

	Type	Number	Size	Pieces/ Carton
	Bullnose	S-43H9	3 x 18	16
	Cove Base	S-36C9TB	6 x 12	22
	Cove Base Outcorner	SC-36C9TB	1 x 6	15

Cove base trim is intended to coordinate with floor tile in the standard 90-degree installation position.

Cove base and cove corner trim are suitable for non-freezing climates only.

INSTALLATION

Grout Joint Recommendation	Shade Variation
1/8" (3/16" when installing tile with a length 15" or greater in a staggered brick-joint pattern; overlap should not exceed 33%.)	 Random (V4)

PERFORMANCE CHARACTERISTICS

	ASTM#	Result
Water Absorption	C373	< 0.5%
Breaking Strength	C648	> 275 lbs
Scratch Hardness	MOHS	8.0
Chemical Resistance	C650	Resistant
Abrasion Resistance	C1027	N/A

For additional information on test results, visit us at: daltile.com/information/TestResults.

NOTES

Since there are variations in all fired ceramic and natural products, tile and trim supplied for your particular installation may not match samples. Final confirmation should be made from actual tiles and trim prior to installation. Manufactured in accordance with ANSI A137.1 standards.

Not for use on ramps. Water, oil, grease, improper drainage and certain footwear can create slippery conditions. Floor applications expected to be exposed to these conditions require extra caution in product selection.

For additional information refer to "Factors to Consider" at: daltile.com/Factors.

Random visuals enhance the natural beauty of this product. To achieve optimal results, all tile should be selected from multiple cartons and shading and graphic arrangement planned prior to installation.

Special consideration needs to be given when installing tiles greater than 15 inches. Please refer to daltile.com/LargeTiles for more information.

Special care should be taken when grouting with dark pigmented colors. A grout release is recommended to prevent finely powdered pigments from lodging in the pores of the surface. Use of a latex modified thin-set is recommended for installation.



DESIGNED TO HELP EARN LEED™ CREDITS. For more detailed information, visit daltilegreenworks.com.

7834 C.F. Hawn Freeway,
Dallas, Texas 75217 | 1.800.933.TILE

To view the complete collection of Daltile® products and information, visit our website at daltile.com.



©2018 Daltile (3/18.1)