



FLOOR | WALL

# AVONDALE™

GLAZED PORCELAIN FLOOR & GLAZED CERAMIC WALL & MOSAIC with REVEAL IMAGING®

 **daltile**®  
IMAGINE WHAT'S POSSIBLE™



Cover photo features Chateau Creme 18 x 18 in a grid pattern on the floor with 10 x 14 wall tile and 2 x 4 brick-joint mosaic on the walls. Above photo features Castle Rock 10 x 14 wall tile with Glass Horizons™ Arctic Blend mosaic as a decorative accent.

## A Tile for Any Style, a Style for Any Room

Stunning in its depth and movement, Avondale™ from Daltile will transform any space. Neutral colors and softly illuminated tones emulate the warmth of natural limestone. Its natural color tones and moving graphics give it added dimension. Avondale's porcelain floor tile and complementary ceramic wall and mosaic tiles allow for a wealth of design options. Find gorgeous details within the surface as you explore the many facets of Avondale.

- **REALISTIC LOOK**
  - Realistic graphics and color demonstrate depth and movement to help create the desired classic visual appeal
  - Emulates a limestone visual with wide graphic variation in three color tones
- **COORDINATING FORMATS**
  - Coordinating floor, wall and mosaic tile create more design possibilities
- **NEUTRAL COLORS**
  - Warm color palette easily integrates with any style or design



**POST-CONSUMER RECYCLED MATERIALS**



**PRE-CONSUMER RECYCLED MATERIALS**



**MADE IN THE U.S.A.**



**REVEAL IMAGING®**

All or select items within this series are made in the USA. For more information, visit [daltile.com/Avondale](http://daltile.com/Avondale).



0.5% or less water absorption


### GLAZED PORCELAIN FLOOR TILE



CHATEAU CREME AD01



CASTLE ROCK AD03



WEST TOWER AD02

### GLAZED CERAMIC WALL TILE



CHATEAU CREME AD01




CASTLE ROCK AD03



WEST TOWER AD02

### 2 x 4 GLAZED CERAMIC MOSAIC



CHATEAU CREME AD01



CASTLE ROCK AD03



WEST TOWER AD02

# AVONDALE™

GLAZED PORCELAIN FLOOR & GLAZED CERAMIC WALL & MOSAIC with REVEAL IMAGING®

## SIZES

			Thickness	Sq. Ft. per Carton	Pieces per Carton
	18 x 18 Field Tile	(17-13/16" x 17-13/16") (45.20 cm x 45.20 cm)	5/16"	17.60	8
	12 x 24 Field Tile	(11-13/16" x 23-13/16") (30.00 cm x 60.00 cm)	3/8"	15.60	8
	12 x 12 Field Tile	(11-13/16" x 11-13/16") (30.00 cm x 30.00 cm)	5/16"	14.55	15
	10 x 14 Wall Tile	(9-13/16" x 13-15/16") (24.99 cm x 35.40 cm)	5/16"	14.55	15
	2 x 4 Brick-joint Mosaic	(12" x 12" Sheet) (30.48 cm x 30.48 cm Sheet)	1/4"	9.96	12

## FLOOR APPLICATIONS

(Excludes Wall Tile)	Target DCOF wet	Suitable
Dry & Level – Interior	N/A	✓
Wet & Level – Interior	≥ 0.42	✓
Exterior Applications; Pool Decking & Other Wet Areas with Minimal Footwear	≥ 0.60	
Ramps & Inclines	≥ 0.65	

A DCOF value of ≥ 0.42 is the standard for tiles specified for level interior spaces expected to be walked upon when wet, as stated in ANSI A137.1-2012, Section 9.6. For more information about DCOF and the DCOF AcuTest™, visit [daltile.com/DCOF](http://daltile.com/DCOF).

## OTHER APPLICATIONS

	Suitable
Walls/Backsplashes	✓
Countertops	✓*
Pool Linings	✓*




### APPLICATION NOTES:

\* Mosaic only

Floor tile suitable for exterior applications in freezing and non-freezing climates when proper installation methods are followed.


Wall tile and mosaic suitable for exterior applications in non-freezing climates only when proper installation methods are followed.

## TRIM

	Type	Number	Size	Pieces per Carton
	Floor Bullnose	P-43C9	3 x 12	22
	Wall Bullnose (10" side)	S-4310	3 x 10	54
	Wall Bullnose Corner	SN-4310	3 x 3	32

Floor bullnose trim is intended to coordinate with floor field tile in the standard 90-degree installation position. Trim is suitable for exterior application in non-freezing climates only.

## INSTALLATION

Grout Joint Recommendation	Shade Variation
Floor: 3/16" (overlap should not exceed 33% when installing in a staggered brick-joint pattern) Wall : 1/16" Mosaic : 1/8"	 High (V3)

## TEST RESULTS

	ASTM#	Floor Result	Wall Result	Mosaic Result
Water Absorption	C373	< 0.5%	< 20.0%	< 3.0%
Breaking Strength	C648	> 275 lbs.	120-230 lbs.	> 250 lbs.
Scratch Hardness	MOHS	8.0	4.0-6.0	8.0
Chemical Resistance	C650	Resistant	Resistant	Resistant
Abrasion Resistance	C1027	4	N/A	4

For additional information, visit [daltile.com/information/TestResults](http://daltile.com/information/TestResults).

## NOTES

Special consideration needs to be given when installing tiles greater than 15 inches. Please refer to [daltile.com/LargeTiles](http://daltile.com/LargeTiles) for more information.

Use of a latex modified thin-set is recommended for installation.

Since there are variations in all fired ceramic products, tile and trim supplied for your particular installation may not match these samples. Final color selection should be made from actual tiles and trim and not from tile samples or color reproductions. Manufactured in accordance with ANSI A137.1 standards.

Water, oil, grease, etc. create slippery conditions. Floor applications with exposure to these conditions require extra caution in product selection. Not for use on ramps.

For additional information refer to "Factors to Consider" at [daltile.com/Factors](http://daltile.com/Factors).



DESIGNED TO HELP EARN LEED™ CREDITS. For more detailed information, visit [daltilegreenworks.com](http://daltilegreenworks.com).



SCAN QR CODE FOR PRODUCT INFORMATION

Get a QR Code reader at: [GET.DALTILE.COM](http://GET.DALTILE.COM)



7834 C. F. Hawn Freeway, Dallas, Texas 75217 | 1.800.933.TILE

To view the complete collection of Daltile® products and information, visit our website at [daltile.com](http://daltile.com).



IMAGINE WHAT'S POSSIBLE™

©2016 Dal-Tile Corporation (7/16)