



FLOOR

SEASON WOOD™
COLORBODY™ PORCELAIN

 **daltile®**
IMAGINE WHAT'S POSSIBLE™



Cover and above photos feature Season Wood™ Orchard Grey 6 x 48 and 8 x 48 on the floor.

Create a Truly Unique Reclaimed Wood Look with the Durability of a Porcelain Tile

Solve the ultimate dilemma with this superbly detailed ColorBody™ Porcelain tile with a natural weathered wood design. Unlike hardwood, Season Wood by Daltile allows you to have the warm natural look of wood flooring in any space. Whether the project is commercial or residential, this high-end wood styling will provide long-lasting endurance where wood would not.

- **TREND-SETTING STYLE**
 - Stylish large planks provide an opportunity for distinctive designs in both commercial and residential spaces
 - Minimal grout seams complemented with natural visual and texture give Season Wood a true hardwood feel
- **DISTINCTIVE VISUALS & NEUTRAL COLORS**
 - The color palette, along with two distinctive visuals, allows Season Wood to integrate into any look and application naturally
- **EASY CARE**
 - Less maintenance and easier to clean than traditional hardwood floors
 - Perfect for any space where water or high-foot traffic is a concern

 **PRE-CONSUMER RECYCLED MATERIALS**

 **MADE IN THE U.S.A.**

 **TRU-EDGE**

All or select items within this series meet the requirements for these qualifications. For more product information, visit daltile.com.

 **CERTIFIED RECYCLED PORCELAIN TILE**
0.5% or less water absorption

WEATHERED



ORCHARD GREY SW01



AUTUMN WOOD SW03



REDWOOD GROVE SW04

NATIVE



WINTER SPRUCE SW02



SNOW PINE SW05

FLOOR

SEASON WOOD™

COLORBODY™ PORCELAIN

SIZES

			Thickness	Sq. Ft. per Carton	Pieces per Carton
	24 x 48 Floor Tile	(23-3/8" x 46-7/8") (59.44 cm x 119.30 cm)	3/8"	15.26	2
	12 x 48 Floor Tile	(11-5/8" x 46-7/8") (29.56 cm x 119.30 cm)	3/8"	11.40	3
	8 x 48 Floor Tile	(7-3/4" x 46-7/8") (19.71 cm x 119.30 cm)	3/8"	15.16	6
	6 x 48 Floor Tile	(5-3/4" x 46-7/8") (14.71 cm x 119.30 cm)	3/8"	15.12	8

FLOOR APPLICATIONS

	Target DCOF wet	Suitable
Dry & Level – Interior	N/A	✓
Wet & Level – Interior	≥ 0.42	✓
Exterior Applications; Pool Decking & Other Wet Areas with Minimal Footwear	≥ 0.60	
Ramps & Inclines	≥ 0.65	

A DCOF value of ≥ 0.42 is the standard for tiles specified for level interior spaces expected to be walked upon when wet, as stated in ANSI A137.1-2012, Section 9.6. For more information about DCOF and the DCOF AcuTest™, visit daltile.com/DCOF.




OTHER APPLICATIONS

	Suitable
Walls/Backsplashes	✓
Countertops	✓
Pool Linings	

APPLICATION NOTES:

Suitable for exterior applications in freezing and non-freezing climates when proper installation methods are followed.

TRIM

	Type	Number	Size
	Bullnose	S-43C9	3 x 12
	Cove Base	P-36C9T	6 x 12
	Cove Base Outcorner	PC-36C9T	1 x 6

Bullnose, cove base, and cove base corner trim are intended to coordinate with floor tile in the standard 90-degree installation position.

Cove base and cove base outcorner trim are clay body ceramic suitable for exterior applications in non-freezing climates only.

INSTALLATION

Grout Joint Recommendation	Shade Variation
1/8" (3/16" when multiple sizes are installed in a modular pattern and/or when tile with a length 15" or greater is installed in a staggered brick-joint pattern. Overlap should not exceed 33%)	 Random (V4)

TEST RESULTS

	ASTM#	Floor Result
Water Absorption	C373	< 0.5%
Breaking Strength	C648	> 275 lbs.
Scratch Hardness	MOHS	8.0
Chemical Resistance	C650	Resistant

NOTES

Special consideration must be given when installing tiles greater than 15 inches. Please refer to daltile.com/LargeTiles for more information.

Strong random shading enhances the natural beauty of this product. To achieve optimal results, tile should be selected from multiple cartons and shading arrangement planned prior to installation.

Special care should be taken when grouting with dark pigmented colors. A grout release is recommended to prevent finely powdered pigments from lodging in the pores of the surface. Use of a latex modified thin-set is recommended for installation.

Since there are variations in all fired ceramic products, tile and trim supplied for your particular installation may not match these samples. Final color selection should be made from actual tiles and trim and not from tile samples or color reproductions. Manufactured in accordance with ANSI A137.1 standards.

Water, oil, grease, etc. create slippery conditions. Floor applications with exposure to these conditions require extra caution in product selection. Not for use on ramps.

For additional information refer to "Factors to Consider" at daltile.com/Factors.



DESIGNED TO HELP EARN LEED™ CREDITS. For more detailed information, visit daltilegreenworks.com.



SCAN QR CODE FOR PRODUCT INFORMATION

Get a QR Code reader at: GET.DALTILE.COM



7834 C. F. Hawn Freeway, Dallas, Texas 75217 | 1.800.933.TILE

To view the complete collection of Daltile® products and information, visit our website at daltile.com.



©2016 Daltile (11/16)