



FLOOR

SLATE ATTACHÉ™

GLAZED PORCELAIN FLOOR & GLAZED CERAMIC MOSAIC
with REVEAL IMAGING®

 **daltile**®
IMAGINE WHAT'S POSSIBLE™



Coverphoto features Slate Attaché™ Meta Light Gray 12 x 24 on the floor.
 Above photo features Slate Attaché™ Meta White 12 x 24 on the floor.

Natural Patterns Defined by Rich Color Variations


Rugged and classic, Slate Attaché™ tile brings a combination of rustic durability and timeless warmth to any room. It is an impressive mix of both tone-on-tone and multicolor stone looks with all the benefits of durable porcelain. Six rich but balanced color options help you distinguish your space. Available in two large sizes and coordinating 2 x 2 mosaics.

- CLASSIC SLATE LOOK

- Authentic stone-look tile offered in four modern tone-on-tone colors and two multi-color, high variation hues
- StepWise™ technology is available in Multi Green and Multi Brown and can be used outdoors

- TRADITIONAL YET VERSATILE

- Beautiful slate look coordinates with 2 x 2 mosaics for a myriad of design schemes
- Durable porcelain offers expanded applications without the peeling or flaking associated with natural slate stone

 POST-CONSUMER RECYCLED MATERIALS

 PRE-CONSUMER RECYCLED MATERIALS

 MADE IN THE U.S.A.

 REVEAL IMAGING®

 STEPWISE™


All or select items within this series meet the requirements for these qualifications. For more product information, visit daltille.com.

 CERTIFIED PORCELAIN TILE
© 2014 Dal Tile Group, Inc.

SLATE ATTACHÉ™

GLAZED PORCELAIN FLOOR & GLAZED CERAMIC MOSAIC with REVEAL IMAGING®

FLOOR TILE



META WHITE SA04



META BEIGE SA05



META LIGHT GRAY SA06



META DARK GRAY SA07



MULTIGREEN SA09*



MULTIBROWN SA08*

2 x 2 GLAZED CERAMIC MOSAIC



META WHITE SA04



META BEIGE SA05



META LIGHT GRAY SA06



META DARK GRAY SA07



MULTIGREEN SA09



MULTIBROWN SA08




*Porcelain floortile featuring StepW ise™ technology

FLOOR

SLATE ATTACHÉ™

GLAZED PORCELAIN FLOOR & GLAZED CERAMIC MOSAIC with REVEAL IMAGING®

SIZES

			Thickness	Sq.Ft. per Carton	Pieces per Carton
	24 x 24 Floor Tile	(23-13/16" x 23-13/16") (60.48 cm x 60.48 cm)	3/8"	15.76	4
	12 x 24 Floor Tile	(11-13/16" x 23-13/16") (30.00 cm x 60.48 cm)	3/8"	15.60	8
	2 x 2 Mosaic (Dot-mounted on 12"x 24" Sheet)	(12" x 24" Sheet) (30.48 cm x 60.96 cm Sheet)	1/4"	24.00	12

n Not available with StepW ise™ technology

FLOOR APPLICATIONS

	Target DCO F wet	Suitable
Dry & Level- Interior	N/A	✓
Wet & Level- Interior	0.42	✓*
Exterior Applications; Pool Decking & Other Wet Areas with Minimal Footwear	0.60	✓**
Ramps & Inclines	0.65	

A DCO F value of 0.42 is the standard for tiles specified for level interior spaces expected to be walked upon when wet, as stated in ANSIA 1371-2012, Section 9.6. For more information about DCO F and the DCO F AcuTest®, visit daltile.com/DCOF.

OTHER APPLICATIONS

	Suitable
Walls/Backsplashes	✓
Countertops	✓
Pool Linings	✓***

APPLICATION NOTES:


- * Floor tile and mosaic suitable. Mosaic also suitable for residential and light commercial shower floors.
- ** MultiGreen SA 09 and MultiBrown SA 08 24 x 24 and 12 x 24 floor tile with StepW ise™ technology only. For more information, visit daltile.com/StepWise.
- *** Mosaic only

Floor tile suitable for exterior applications in freezing and non-freezing climates when proper installation methods are followed.

Mosaic suitable for exterior wall applications in non-freezing climates only when proper installation methods are followed.



To learn more about StepW ise™ technology, visit daltile.com/StepWise.

TRIM

Type	Number	Size	Pieces per Carton
 Bullnose	P-43C9	3 x 12	30

Bullnose trim is intended to coordinate with floor tile in the standard 90-degree installation position.

INSTALLATION

Grout Joint Recommendation	Shade Variation
3/16" overlap should not exceed 33% when installing tile with a length 15" or greater in a staggered brick-pant pattern. When multiple sizes are installed in a modular pattern, please specify same size caliber at time of order.	 High (V3)  Random (V4)†
Mosaic: 1/8"	

† MultiGreen SA 09 and MultiBrown SA 08

TEST RESULTS

	ASTM #	Floor Result	Mosaic Result
Water Absorption	C373	< 0.5%	< 3.0%
Breaking Strength	C648	> 275 lbs.	> 250 lbs.
Scratch Hardness	MOHS	8.0	8.0
Chemical Resistance	C650	Resistant	Resistant
Abrasion Resistance	C1027	3	3

For additional information, visit daltile.com/information/TestResults.

NOTES

Special consideration must be given when installing tiles greater than 15 inches. Please refer to daltile.com/LargeTiles form for more information. Use of a latex modified thin-set is recommended for installation. Strong random shading enhances the natural beauty of this product. To achieve optimal results, tile should be selected from multiple cartons and shading arrangement planned prior to installation. Since there are variations in all fired ceramic products, tile and trim supplied for your particular installation may not match these samples. Final color selection should be made from actual tiles and trim and not from tile samples or color reproductions. Manufactured in accordance with ANSIA 1371 standards. Water, oil, grease, etc. create slippery conditions. For applications with exposure to these conditions require extra caution in product selection. Not for use on ramps. For additional information refer to "Factors to Consider" at daltile.com/Factors.



DESIGNED TO HELP EARN LEED™ CREDITS. Form ore detailed information, visit daltilegreenworks.com.

SCAN QR CODE FOR PRODUCT INFORMATION

Get a QR Code reader at: GETDALITTLE.COM



7834 C.F. Haw n Freeway, Dallas, Texas 75217 | 1.800.933.TILE

To view the complete collection of Daltile® products and information, visit our website at daltile.com.



IMAGINE WHAT'S POSSIBLE™

© 2016 Daltile (11/16)