



NATURAL STONE

STONE Á LA MOD

DECORATIVE

 **daltile**[®]
IMAGINE WHAT'S POSSIBLE™



Cover photo features Stone à la Mod Contempo White oval mosaic on the backsplash.
Above photo features Stone à la Mod Uptown Blend block random mosaic on the wall.

Prevail with the Elegant Look of Stone Mosaics

Always chic and with a touch of decadence, Stone à la Mod delivers patterns and shapes that go far beyond the basic natural stone tile. Certainly one to stand out in the crowd, Stone à la Mod takes an uncompromising approach to designing with natural stone, bringing a sleek and elegant edge to your next project.

USAGE

Floors

Walls


Countertops




W




CONTEMPO WHITE M313



CONTEMPO WHITE M313
1/2" x 1/2" Mosaic – Polished
(12" x 12" Sheet)



CONTEMPO WHITE M313
1-1/2" x 3/4" Basketweave – Honed
(12" x 12" Sheet)



CONTEMPO WHITE M313
1-1/2" x 3/4" Oval – Polished
(11-3/4" x 12" Sheet)



CONTEMPO WHITE M313*
5-3/4" x 1/2" Linear – Polished
(12" x 12" Sheet)



CONTEMPO WHITE M313
2" x 3" Wedge – Polished
(12" x 13-3/8" Sheet)



CONTEMPO WHITE M313
3/8" Random Brick-joint Split Face
(11" x 11" Sheet)



CONTEMPO WHITE M313*
3/4" x 3/4" High-Low Split Face
(12" x 12" Sheet)



CONTEMPO WHITE M313*
2" High-Low Random – Polished and Honed
(12" x 12" Sheet)


* No grout joint is recommended.
Not recommended for wet areas.

NATURAL STONE


STONE Á LA MOD

DECORATIVE


URBAN BLUESTONE L222



URBAN BLUESTONE L222
1/2" x 1/2" Mosaic – Polished
(12" x 12" Sheet)




URBAN BLUESTONE L222
1-1/2" x 3/4" Basketweave – Honed
(12" x 12" Sheet)



URBAN BLUESTONE L222
1-1/2" x 3/4" Oval – Polished
(11-3/4" x 12" Sheet)




URBAN BLUESTONE L222*
5-3/4" x 1/2" Linear – Polished
(12" x 12" Sheet)



URBAN BLUESTONE L222
2" x 3" Wedge – Polished
(12" x 13-3/8" Sheet)



URBAN BLUESTONE L222
3/8" Random Brick-joint Split Face
(11" x 11" Sheet)



URBAN BLUESTONE L222*
3/4" x 3/4" High-Low Split Face
(12" x 12" Sheet)



URBAN BLUESTONE L222*
2" High-Low Random – Polished and Honed
(12" x 12" Sheet)

* No grout joint is recommended.
Not recommended for wet areas.

SIZES


		Thickness	Sq. Ft./ Carton	Pieces/ Carton
2" x 3" Wedge Polished	(12" x 13-3/8") (30.50 cm x 34.00 cm)	3/8"	4.80	5
5-3/4" x 1/2" Linear Polished	(12" x 12") (30.50 cm x 30.50 cm)	3/8"	5.00	5
1-1/2" x 3/4" Oval Polished	(11-3/4" x 12") (30.00 cm x 30.50 cm)	3/8"	4.90	5
1/2" x 1/2" Mosaic Polished	(12" x 12") (30.50 cm x 30.50 cm)	3/8"	5.00	5
1-1/2" x 3/4" Basketweave Honed ■	(12" x 12") (30.50 cm x 30.50 cm)	3/8"	5.00	5
2" High-Low Random Polished and Honed ■	(11-3/8" x 11-3/8") (29.0 cm x 29.0 cm)	1/4"-1/2" -3/8"	4.55	5
3/8" Random Brick-joint Split Face ■	(11" x 11") (28.00 cm x 28.00 cm)	3/8"	4.20	5
3/4" x 3/4" High-Low Split Face ■	(12" x 12") (30.50 cm x 30.50 cm)	1/4"-1/2"	5.00	5
Block Random Blend Polished	(12" x 12") (30.50 cm x 30.50 cm)	3/8"	5.00	5

■ No grout joint is recommended. Not recommended for wet areas.
All Stone à la Mod products are mesh-mounted.

APPLICATIONS


	Target DCOF wet	Suitable
Dry & Level – Interior Floor	N/A	
Wet & Level – Interior Floor	≥ 0.42	
Shower Floors (Residential or Light Commercial)	≥ 0.42	
Exterior Floor Applications (including pool decking & other wet areas with minimal footwear)	≥ 0.60	
Ramps & Inclines	≥ 0.65	
Walls/Backsplashes	N/A	✓
Countertops	N/A	
Pool Linings	N/A	

A DCOF value of ≥ 0.42 is the standard for tiles specified for level interior spaces expected to be walked upon when wet, as stated in ANSI A137.1-2012, Section 9.6.



UPTOWN BLEND M314
Block Random – Polished

INSTALLATION

Grout Joint Recommendation	Shade Variation
1/16"	 High (V3)

NOTES

Natural stone products inherently lack uniformity and are subject to variation in aesthetics (color, shade, finish, etc.) and performance (hardness, strength, slip resistance, etc.). Natural stone products do not meet minimum coefficient of friction thresholds recommended by safety standard setting organizations. Check local building codes prior to specification or installation to verify that product technical characteristics comply with required parameters. Final selection should be made from actual tiles and trim, and not from tile and trim samples or color reproductions. Manufactured in accordance with ANSI A137.1 standards.

The existence and dimensions of a bevel may vary from lot to lot. Be sure to request a sample of the specific lot you are planning to order, if the bevel is an important feature of your job.

For additional application and technical information, refer to the "Stone Usage Guide" at daltile.com/sug.



DESIGNED TO HELP EARN LEED™
CREDITS. For more detailed information,
visit daltilegreenworks.com.

7834 C. F. Hawn Freeway,
Dallas, Texas 75217 | 1.800.933.TILE

To view the complete collection of
Daltile® products and information,
visit our website at daltile.com.



IMAGINE WHAT'S POSSIBLE

©2017 Daltile (4/17)