



DECORATIVE

JEWEL TIDE™

GLASS MOSAICS

 **daltile®**
IMAGINE WHAT'S POSSIBLE™



Cover photo features Jewel Tide™ Beach Pebble 5/8 random mosaic on the backsplash.
Above photo features Jewel Tide™ Silver Shore 5/8 random mosaic on the wall.


Bring the Beautifully Weathered Feel of Sea Glass into any Space

With its shimmering hues and tumbled glass look, Jewel Tide could well have been collected from the incoming surf. Augmented by metallic accents, the gorgeous weathered appearance adds a calming complement to contemporary design. An array of color options includes a variety of coordinating hues, providing a beautiful range of looks to match any palette. Jewel Tide is the perfect choice for those searching for a unique look for backsplashes, tub and shower surrounds.

- TRENDY AND INNOVATIVE
 - Unique glass mosaic with a tumbled edge
 - Gorgeous jewel-like appearance complements any style
- NATURALLY ATTRACTIVE
 - Distressed, worn sea glass feel adds a natural, warm element to designs
 - A mix of colors ranging from the light shimmer of Sparkling Sand to the deep red glow of Bonfire are available; each tile option features a number of complementary shades to create a beautifully striking look

Professional
TILE SOLUTIONS


GLASS MOSAICS




SPARKLING SAND JT01




BEACH PEBBLE JT02




SILVER SHORE JT03




SEA GLASS SHIMMER JT04




AMBER WAVE JT05



COBBLESTONE JT06



BONFIRE JT07




SUNSET PATH JT08

DECORATIVE

JEWEL TIDE™

GLASS MOSAICS

SIZES

			Thickness	Sq. Ft. per Carton	Pieces per Carton
	5/8" Random Mosaic (Mesh-mounted on a 12 x 12 sheet)	(12-5/16" x 12-3/16" Sheet) (31.30 cm x 30.90 cm Sheet)	5/16"	11.22	11

OTHER APPLICATIONS


	Suitable
Floors	
Walls/Backsplashes	✓
Countertops	
Pool Linings	

APPLICATION NOTES:

For interior use only.

Suitable for interior wet applications such as shower wall or tub surround.

INSTALLATION

Grout Joint Recommendation	Shade Variation
Approximately 1/8"	 Random (V4)

TEST RESULTS

	ASTM#	Result
Water Absorption	C373	< 0.5%
Breaking Strength	C648	> 100 lbs
Scratch Hardness	MOHS	4.0
Chemical Resistance	C650	Resistant

NOTES

Strong random shading enhances the natural beauty of this product. To achieve optimal results, tile should be selected from multiple cartons and shading arrangement planned prior to installation.

Since there are variations in all glass products, tile and trim supplied for your particular installation may not match these samples. Final color selection should be made from actual tiles and trim and not from tile samples or color reproductions. Manufactured in accordance with ANSI A137.2 standards.

For additional information refer to "Factors to Consider" at daltille.com/Factors.



DESIGNED TO HELP EARN LEED™ CREDITS. For more detailed information, visit daltillegreenworks.com.



SCAN QR CODE FOR PRODUCT INFORMATION

Get a QR Code reader at: GET.DALTILE.COM



7834 C. F. Hawn Freeway, Dallas, Texas 75217 | 1.800.933.TILE

To view the complete collection of Daltille® products and information, visit our website at daltille.com.



IMAGINE WHAT'S POSSIBLE™

©2017 Daltille (1/17)