



FLOOR

INDUSTRIAL PARK™

COLORBODY™ PORCELAIN with STEPWISE™ TECHNOLOGY

 **daltile**®
IMAGINE WHAT'S POSSIBLE™



Above and cover photos feature Industrial Park™ Light Gray 24 x 24 and Charcoal Gray 24 x 24 on the floor.

A Modern Mix of Style, Functional Design and Technical Performance

Inspired by terrazzo and concrete, Industrial Park™ asserts itself with solid colors punctuated by randomly placed colored flakes of varying dimension for optimum visual appeal. Industrial Park™ is one of Daltile's growing list of series to feature StepWise™ technology. This patent-pending process combines superior slip resistance with exceptional cleanability making Industrial Park a great choice for commercial applications including ramps. StepWise™ technology and beauty converge delivering solid design and useful function to any space.

- **COMMERCIAL SOPHISTICATION**
 - Terrazzo and concrete look with flakes for a fresh new commercial style
 - Modular sizes and complementary colors enhance design options
- **STEPWISE™ TECHNOLOGY**
 - Provides a superior slip resistance in commercial and mixed use applications
 - Exceptional cleanability for easy maintenance when compared to other slip resistance surfaces



POST-CONSUMER RECYCLED MATERIALS



PRE-CONSUMER RECYCLED MATERIALS



MADE IN THE U.S.A.



REVEAL IMAGING®



STEPWISE™

All or select items within this series meet the requirements for these qualifications. For more product information, visit daltile.com.

CERTIFIED PORCELAIN™
TILE
0.5% or less water absorption

INDUSTRIAL PARK™

COLORBODY™ PORCELAIN with STEPWISE™ TECHNOLOGY

FLOOR TILE



LIGHT GRAY IP07



NATURAL BEIGE IP06



CHESTNUT BROWN IP08






CHARCOAL GRAY IP09

INDUSTRIAL PARK™

COLORBODY™ PORCELAIN with STEPWISE™ TECHNOLOGY

SIZES

			Thickness	Sq. Ft. per Carton	Pieces per Carton
	24 x 24 Floor Tile	(23-13/16" x 23-13/16") (60.48 cm x 60.48 cm)	3/8"	15.76	4
	12 x 24 Floor Tile	(11-13/16" x 23-13/16") (30.00 cm x 60.48 cm)	3/8"	15.60	8
	12 x 12 Floor Tile	(11-13/16" x 11-13/16") (30.00 cm x 30.00 cm)	5/16"	14.55	15

FLOOR APPLICATIONS

	Target DCOF wet	Suitable
Dry & Level – Interior	N/A	✓
Wet & Level – Interior	≥ 0.42	✓
Exterior Applications; Pool Decking & Other Wet Areas with Minimal Footwear	≥ 0.60	✓
Ramps & Inclines	≥ 0.65	✓

A DCOF value of ≥ 0.42 is the standard for tiles specified for level interior spaces expected to be walked upon when wet, as stated in ANSI A137.1-2012, Section 9.6. For more information about DCOF and the DCOF AcuTest™, visit daltille.com/DCOF.




OTHER APPLICATIONS

	Suitable
Walls/Backsplashes	✓
Countertops	✓
Pool Linings	

APPLICATION NOTES:

Suitable for exterior applications in freezing and non-freezing climates when proper installation methods are followed.


TRIM

	Type	Number	Size	Pieces per Carton
	Bullnose	P-43C9	3 x 12	30
	Cove Base	P-36C9T	6 x 12	22
	Cove Base Outcorner	PC-36C9T	1 x 6	15

Bullnose, cove base, and cove base corner trim are intended to coordinate with floor tile in the standard 90-degree installation position.

Cove base and cove base outcorner trim are clay body ceramic suitable for external applications in non-freezing climates only.

INSTALLATION

Grout Joint Recommendation	Shade Variation
3/16" (overlap should not exceed 33% when installing tile with a length 15" or greater in a staggered brick-joint pattern. When multiple sizes are installed in a modular pattern, please specify same size caliber at time of order)	 High (V3)

TEST RESULTS

	ASTM#	Result
Water Absorption	C373	< 0.5%
Breaking Strength	C648	> 275 lbs
Scratch Hardness	MOHS	8.0
Chemical Resistance	C650	Resistant
Abrasion Resistance	C1027	4 (IP06, IP07) N/A* (IP08, IP09)

*The ASTM C-1027-99 procedure does not make provisions for the apparent difference in abrasion values between light and dark colored glazed tiles.

For additional information, visit daltille.com/information/TestResults.

NOTES

Special consideration must be given when installing tiles greater than 15 inches. Please refer to daltille.com/LargeTiles for more information.

Special care should be taken when grouting with dark pigmented colors. A grout release is recommended to prevent finely powdered pigments from lodging in the pores of the surface. Use of a latex modified thin-set is recommended for installation.

Since there are variations in all fired ceramic products, tile and trim supplied for your particular installation may not match these samples. Final color selection should be made from actual tiles and trim and not from tile samples or color reproductions. Manufactured in accordance with ANSI A137.1 standards.

Water, oil, grease, etc. create slippery conditions. Floor applications with exposure to these conditions require extra caution in product selection.

For additional information refer to "Factors to Consider" at daltille.com/Factors.



DESIGNED TO HELP EARN LEED™ CREDITS. For more detailed information, visit daltillegreenworks.com.

SCAN QR CODE FOR PRODUCT INFORMATION

Get a QR Code reader at: GET.DALTILE.COM



7834 C. F. Hawn Freeway, Dallas, Texas 75217 | 1.800.933.TILE

To view the complete collection of Daltille® products and information, visit our website at daltille.com.



IMAGINE WHAT'S POSSIBLE™

©2017 Daltille (1/17)