




FLOOR

IMAGICA™

COLORBODY™ PORCELAIN

 **daltile®**
IMAGINE WHAT'S POSSIBLE™



Cover photo features Cosmo, Vision and Midnight Unpolished 24 x 24 in a checkerboard pattern. Above photo features Midnight in 8 x 48, 6 x 48 and 4 x 48 in a random staggered brick joint pattern on the floor.

Powerful Performance with the Look of Luxury

Urban skylines and sleek lines inspired the modern, stained concrete look of Imagica™. Fashionable and on-trend, metropolitan-inspired colors like Vision, Cosmo, Haze, and Midnight transform your space into downtown chic. Diverse sizes and large-scale options make this collection a hit for commercial areas. Simple to maintain and very durable, Imagica makes a bold statement.

- HIGH-PERFORMANCE DESIGN
 - Modern design mimics a stained concrete look for on-trend appeal
 - Stands up to high traffic areas requiring ultimate performance standards
- IDEAL SIZES AND COLORS
 - Make a statement with stylish color options and cool, contemporary tones
 - Perfectly suited for large projects and open spaces requiring bold design

 PRE-CONSUMER RECYCLED MATERIALS

 TRU-EDGE

 CERTIFIED RECELAIN TILE
is 100% of Recycled Material

FIELD TILE*



HAZE IG97



VISION IG95




COSMO IG96









MIDNIGHT IG98

DECORATIVE ACCENT



UNIVERSAL IG94
4 x 24 Decorative Accent Border

SIZES

			Thickness	Sq. Ft. Per Carton	Pieces Per Carton
	24 x 24 Field Tile (Unpolished)	(23-3/8" x 23-3/8") (59.44 cm x 59.44 cm)	5/16"	1164	3
	12 x 24 Field Tile (Unpolished & Light Polished*)	(11-5/8" x 23-3/8") (29.56 cm x 59.44 cm)	5/16"	1164	6
	8 x 48 Field Tile (Unpolished)	(7-3/4" x 46-7/8") (19.71 cm x 119.20 cm)	3/8"	774	3
	6 x 48 Field Tile (Unpolished)	(5-3/4" x 46-7/8") (14.70 cm x 119.20 cm)	3/8"	1164	6
	4 x 48 Field Tile (Unpolished)	(3-3/4" x 46-7/8") (9.50 cm x 119.20 cm)	3/8"	774	6
	4 x 24 Decorative Accent Border (Unpolished)	(3-7/8" x 23-3/8") (10.00 cm x 59.44 cm)	3/8"	--	10

* Light polished available in 12 x 24 only

FLOOR APPLICATIONS

	Target DCOF wet	Suitable
Dry & Level – Interior	N/A	✓
Wet & Level – Interior	≥ 0.42	✓*
Exterior Applications: pool decking & other wet areas with minimal footwear	≥ 0.60	
Ramps & Inclines	≥ 0.65	

A DCOF value of ≥ 0.42 is the standard for tiles specified for level interior spaces expected to be walked upon when wet, as stated in ANSI A 137.1-2012, Section 9.6. For more information about DCOF and the DCOF AcuTest™, visit daltile.com/DCOF.

OTHER APPLICATIONS

	Suitable
Walls/ Backsplashes	✓
Countertops	✓
Pool Linings	




APPLICATION NOTES:

* Unpolished surface only

Light polished surface suitable only for dry and level interior floor applications.


Suitable for exterior applications in freezing and non-freezing climates when proper installation methods are followed.

TRIM

	Type	Number	Size
	Floor Bullnose (Unpolished)	S-43C9	3 x 12
	Cove Base	S-36C9T	6 x 12
	Cove Base Outcorner	SC-36C9T	1 x 6

Floor bullnose, cove base, and cove base corner trim are intended to coordinate with floor field tile in the standard 90-degree installation position.

INSTALLATION

Grout Joint Recommendation	Shade Variation
1/8" (3/16" when multiple sizes are installed in a modular pattern and/or when tile with a length 15" or greater is installed in a staggered brick-joint pattern. Overlap should not exceed 33%)	 Random (V4)

TEST RESULTS

	ASTM#	Floor Result
Water Absorption	C373	< 0.5%
Breaking Strength	C648	> 450 lbs.
Scratch Hardness	MOHS	8.0
Chemical Resistance	C650	Resistant

NOTES

Special consideration needs to be given when installing tiles greater than 15 inches. Please refer to daltile.com/LargeTiles for more information.

Strong random shading enhances the natural beauty of this product. To achieve optimal results, tile should be selected from multiple cartons and shading arrangement planned prior to installation.

Special care should be taken when grouting with dark pigmented colors. A grout release is recommended to prevent finely powdered pigments from lodging in the pores of the surface. Use of a latex modified thin-set is recommended for installation.

Since there are variations in all fired ceramic products, tile and trim supplied for your particular installation may not match these samples. Final color selection should be made from actual tiles and trim and not from tile samples or color reproductions. Manufactured in accordance with ANSI A 137.1 standards.

Water, oil, grease, etc. create slippery conditions. Floor applications with exposure to these conditions require extra caution in product selection. Not for use on ramps.

For additional information refer to "Factors to Consider" at daltile.com/Factors.



DESIGNED TO HELP EARN LEED™ CREDITS. For more detailed information, visit daltilegreenworks.com.

SCAN QR CODE FOR PRODUCT INFORMATION

Get a QR Code reader at: GET.DAL TILE.COM



7834 C. F. Hawn Freeway, Dallas, Texas 75217 | 1.800.933.TILE

To view the complete collection of Daltile® products and information, visit our website at daltile.com.



IMAGINE WHAT'S POSSIBLE™

© 2016 DalTile Corporation (7/16)