



FLOOR | WALL

**BRIXTON™**

GLAZED CERAMIC with REVEAL IMAGING®

 **daltile®**  
IMAGINE WHAT'S POSSIBLE™





Cover photo features Sand 9 x 12 and 6 x 6 wall tile on the shower wall, Sand 18 x 18 field tile on the floor, and Universal 3 x 12 accent on the step. Above photo features Sand 9 x 12 wall tile on the wall.

## Discover Your Rustic Side

Find sea-side inspiration in the provincial Mediterranean style of Brixton™. This rustic stone look, available in three neutral colors, adds a warm classic style to your design. Its coordinating decorative border will help complete the look and transform your space into a Mediterranean villa.

- **WARM CLASSIC STYLE**
  - Rustic stone design that gives space an old-world look
  - Offered in three warm neutral colors
- **NATURAL COMPLEMENTS**
  - Coordinating floor and wall tile available
  - Finish the look with complementing decorative border and trim



**POST-CONSUMER RECYCLED MATERIALS**



**PRE-CONSUMER RECYCLED MATERIALS**



**REVEAL IMAGING®**



FLOOR TILE



BONE BX01



SAND BX02



MUSHROOM BX03

WALL TILE



BONE BX01



SAND BX02



MUSHROOM BX03

DECORATIVE ACCENT



UNIVERSAL BX10  
3 x 12 Decorative Border

# BRIXTON™

GLAZED CERAMIC with REVEAL IMAGING®

## SIZES

			Thickness	Sq. Ft. Per Carton	Pieces Per Carton
	18 x 18 Floor Tile*	(17-3/4" x 17-3/4") (45.20 cm x 45.20 cm)	5/16"	18.00	8
	12 x 12 Floor Tile*	(11-13/16" x 11-13/16") (30.00 cm x 30.00 cm)	5/16"	11.00	11
	9 x 12 Wall Tile	(8-15/16" x 11-15/16") (22.70 cm x 30.30 cm)	5/16"	11.25	15
	6 x 6 Wall Tile	(6" x 6") (15.20 cm x 15.20 cm)	5/16"	12.50	50
	3 x 12 Universal Decorative Border	(3" x 11-3/4") (7.60 cm x 29.90 cm)	5/16"	--	10

\* This product is manufactured regionally. Slight variances in size and shading may occur between regions. Please contact your sales representative to verify carton square footage. As with all tile projects, be sure to purchase sufficient quantities with your initial order.

## FLOOR APPLICATIONS

(Excludes Wall Tile)	Target DCOF wet	Suitable
Dry & Level – Interior	N/A	✓
Wet & Level – Interior	≥ 0.42	✓
Exterior Applications; Pool Decking & Other Wet Areas with Minimal Footwear	≥ 0.60	
Ramps & Inclines	≥ 0.65	

A DCOF value of ≥ 0.42 is the standard for tiles specified for level interior spaces expected to be walked upon when wet, as stated in ANSI A137.1-2012, Section 9.6. For more information about DCOF and the DCOF AcuTest™, visit [daltile.com/DCOF](http://daltile.com/DCOF).














## OTHER APPLICATIONS

	Suitable
Walls/Backsplashes	✓
Countertops	✓*
Pool Linings	✓**

### APPLICATION NOTES:

- \* Floor tile and 6 x 6 wall tile only
  - \*\* 6 x 6 wall tile only
- Suitable for exterior applications in non-freezing climates only, when proper installation methods are followed.

## TRIM

	Type	Number	Size
	Floor Bullnose ▲	S-43C9	3 x 12
	Wall Bullnose	S-4269 (6" side)	2 x 6
	Wall Bullnose Corner	SN-4269	2 x 2
	Wall Bullnose	S-4309 (9" side)	3 x 9
	Wall Bullnose Corner	SN-4309	3 x 3
	Wall Bullnose	S-4669	6 x 6
	Wall Bullnose Corner	SCRL-4669	6 x 6
	Quarter Round	A-106	1 x 6
	Quarter Round Corner	UC-106	1 x 1
	Counter/Chair Rail	26CRWL	2 x 6
	Counter Rail Corner	22CRCN	2 x 2
	Radius Bullnose	A-4200	2 x 6
	Radius Bullnose Corner	AN-4200	2 x 2

▲ Floor bullnose trim is intended to coordinate with floor field tile in the standard 90-degree installation position.

## INSTALLATION

Grout Joint Recommendation	Shade Variation
Floor : 3/16" Wall : 1/16"	 Medium (V2)

## TEST RESULTS

	ASTM#	Floor Result	Wall Result
Water Absorption	C373	< 7.0%	< 20.0%
Breaking Strength	C648	> 250 lbs.	120-230 lbs.
Scratch Hardness	MOHS	8.0	4.0-6.0
Chemical Resistance	C650	Resistant	Resistant
Abrasion Resistance	C1027	4	N/A

For additional info, visit [daltile.com/information/TestResults](http://daltile.com/information/TestResults).

## NOTES

- Special consideration needs to be given when installing tiles greater than 15 inches. Please refer to [daltile.com/LargeTiles](http://daltile.com/LargeTiles) for more information.
- Since there are variations in all fired ceramic products, tile and trim supplied for your particular installation may not match these samples. Final color selection should be made from actual tiles and trim and not from tile samples or color reproductions. Manufactured in accordance with ANSI A137.1 standards.
- Water, oil, grease, etc. create slippery conditions. Floor applications with exposure to these conditions require extra caution in product selection. Not for use on ramps.
- For additional information refer to "Factors to Consider" at [daltile.com/Factors](http://daltile.com/Factors)



DESIGNED TO HELP EARN LEED™ CREDITS. For more detailed information, visit [daltilegreenworks.com](http://daltilegreenworks.com).

SCAN QR CODE FOR PRODUCT INFORMATION

Get a QR Code reader at: [GET.DALTILE.COM](http://GET.DALTILE.COM)



7834 C. F. Hawn Freeway, Dallas, Texas 75217 | 1.800.933.TILE

To view the complete collection of Daltile® products and information, visit our website at [daltile.com](http://daltile.com).



IMAGINE WHAT'S POSSIBLE™

©2016 Dal-Tile Corporation (7/16)