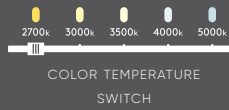


Panel light

Our new LED Panel lights are more accessible than ever before. The sleek and minimal construction allows for the easiest of installations.



Model	Size	Watts	Delivered lumens	LED lumens	CRI	Color °T	Voltage
5003-CC	3"	8 W	560 lm	640 lm	80	2700, 3000, 3500, 4000, 5000 K	120 V
5004-CC	4"	11 W	770 lm	880 lm	80	2700, 3000, 3500, 4000, 5000 K	120 V
5006-CC	6"	14 W	980 lm	1120 lm	80	2700, 3000, 3500, 4000, 5000 K	120 V

Specifications

Every fixture includes a junction box with an integrated driver
 Over 35,000 hours of service life
 Can be daisy chained
 Superior LED performance and lifespan
 Smooth 360° wide spread
 Minimal heat emission
 Frosted lens
 Edge lit technology
 Aluminum construction
 Switch-selectable CCT: 2700K/3000 K/3500 K/4000 K/5000 K
 Very low profile
 IC certification (suitable for direct contact with insulation)

Air-tight certified as per ASTM E283-04
 Suitable for wet locations
 Ideal operating temperature: -20° to 40° C
 Refer to website for dimmer compatibility
 5-year warranty

Finish

- **BK** Black (5004-CC, 5006-CC)
- **SN** Satin Nickel (5004-CC)
- **WH** White (5003-CC, 5004-CC, 5006-CC)

Note

Other Color °T and Finishes available, but may require MOQ's and longer lead times. Please contact your DALs representative for more information.

Accessories

REC-5CCT-EXT108

108" extension cable

RFP-23 (5003-CC)

Rough-in plate

RFP-46 (5004, 5006)

Rough-in plate

RFP-UNI

Universal rough-in plate

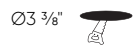
Order example

5004-CC-WH

White 4" round panel with 770 lumens at 3000 K

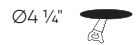


5003-CC



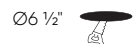
Ø3 3/4" x 0.5"

5004-CC

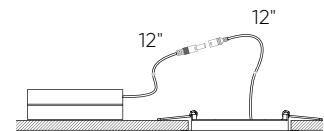


Ø4 3/4" x 0.5"

5006-CC



Ø7 1/8" x 0.5"



5.1" x 3" x 1.25"