


Square LED panel light with interchangeable trim finishes



These highly stylish, ultra-slim recessed fixtures with black, satin nickel and white interchangeable trims serve a fundamental and practical purpose that allow to easily decide on-site what your ceilings will look like. For even greater flexibility, these fixtures emanate a soft, even light with a switch-selectable color temperature of 3000, 4000 or 5000 K. A truly complete package for your lighting and designing needs.



Model	Size	Watts	Delivered lumens	LED lumens	CRI	Color °T	Voltage
SPN4SQ-CC-3T	4"	11 W	800 lm	850 lm	90	3000-4000-5000 K	120 V
SPN6SQ-CC-3T	6"	14 W	1060 lm	1100 lm	90	3000-4000-5000 K	120 V

Specifications

Every fixture includes a junction box with integrated dimmable driver
 Can be daisy chained
 Minimal heat emission
 Aluminum construction
 IC certification (suitable for direct contact with insulation)
 Air-tight certified as per ASTM E283-04
 Suitable for damp locations
 Over 50,000 hours of service life
 3 interchangeable trim colors
 Switch-selectable CCT:
 3000 K/4000 K/5000 K

Finish

BK Black
SN Satin Nickel
WH White

Accessories

REC-EXT108
 108" extension cable
REC-EXT230
 230" extension cable
RFP-UNI
 Universal rough-in plate

Order example

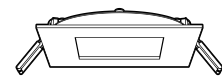
SPN6SQ-CC-3T

Dimmable 4" recessed downlight, black/satin nickel/white finishes, with 3 switch-selectable CCT's: 3000 K, 4000 K, 5000 K



SPN4SQ-CC-3T

Ø4 1/4"



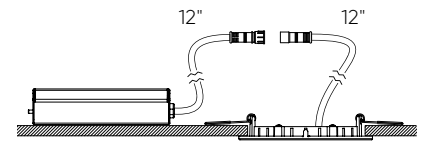
4 1/2" x 4 1/2" (D) x 1/2"

SPN6SQ-CC-3T

Ø6 1/2"



6 1/2" x 6 1/2" (D) x 1/2"



5" x 3 1/2" x 1 1/4"