

CRYST RAMA



1958

95 Cantiague Rock Road, Westbury NY 11590

ph:516.931.9090 fax: 516.931.1254

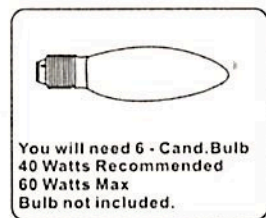
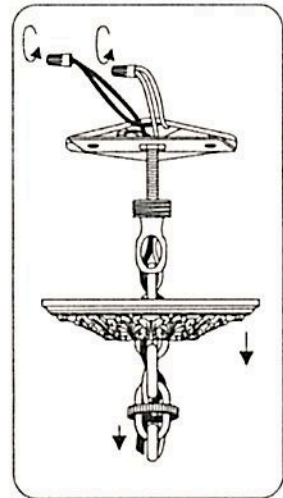
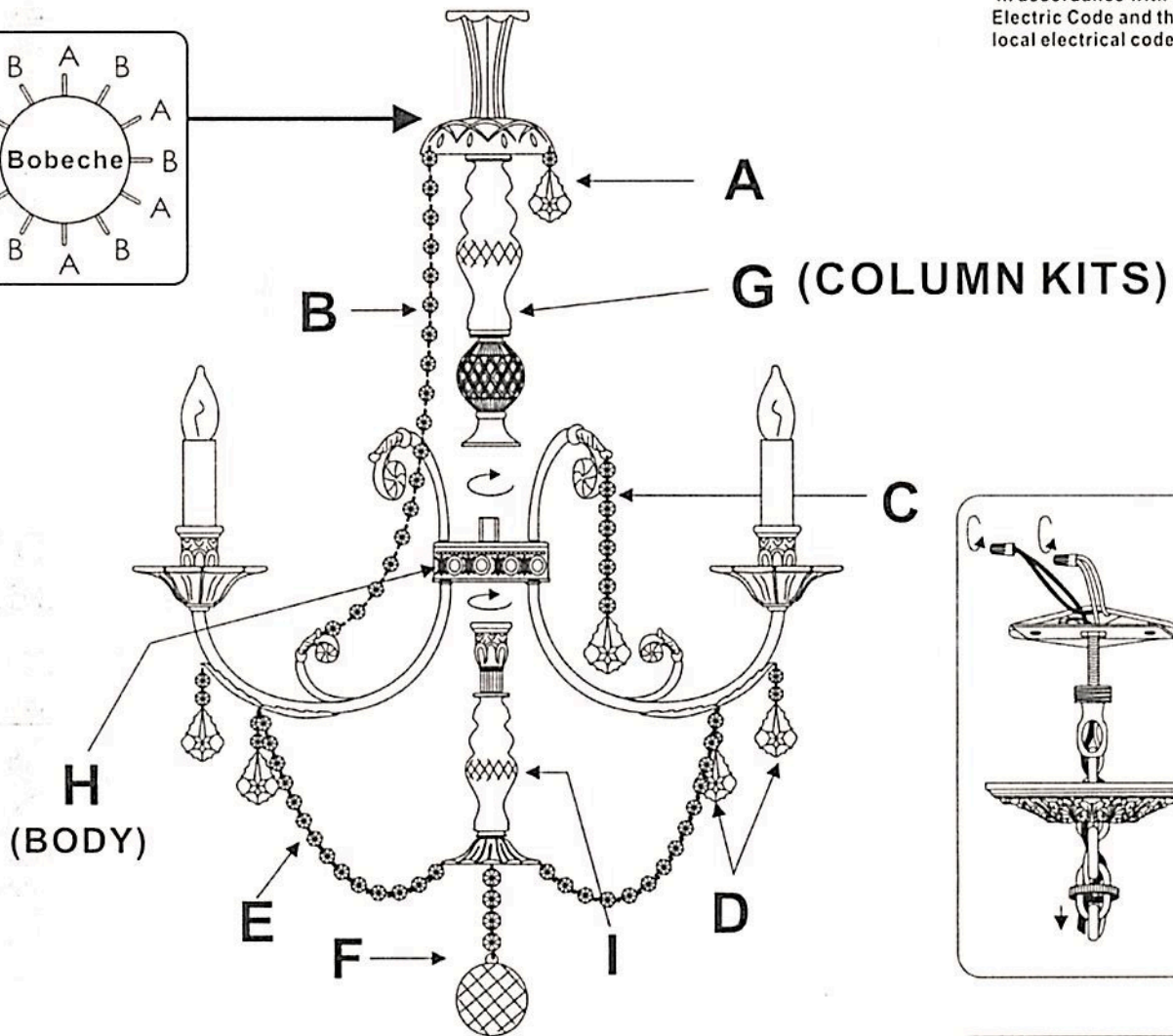
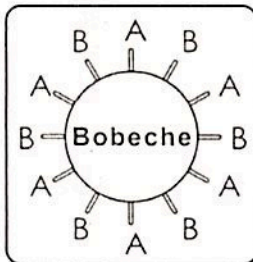
info@crystorama.com www.crystorama.com

MODEL#: 5116-OS-SS-MWP

ASSEMBLY AND DRESSING INSTRUCTIONS



WARNING:
All electrical components must be installed by a licensed electrician in accordance with the National Electric Code and the appropriate local electrical codes.



A= (20/62-2.5"+1 Jewel)*6pcs (Every other pin hole.)

B= (19 Jewels Strand)*6pcs (Every other pin hole.)

C= (20/62-2.5 " + 8 Jewels)*6pcs

D= (20/62-2.5 " + 2 Jewels)*12pcs

E= (16 Jewels Strand)*6pcs

F= (1x40mm Ball + 6 Jewels)*1pc

ASSEMBLY STEPS:

1) G ———> H

2) I ———> H

3) A.B.C.D.E.F ———> H