

# CRYST RAMA



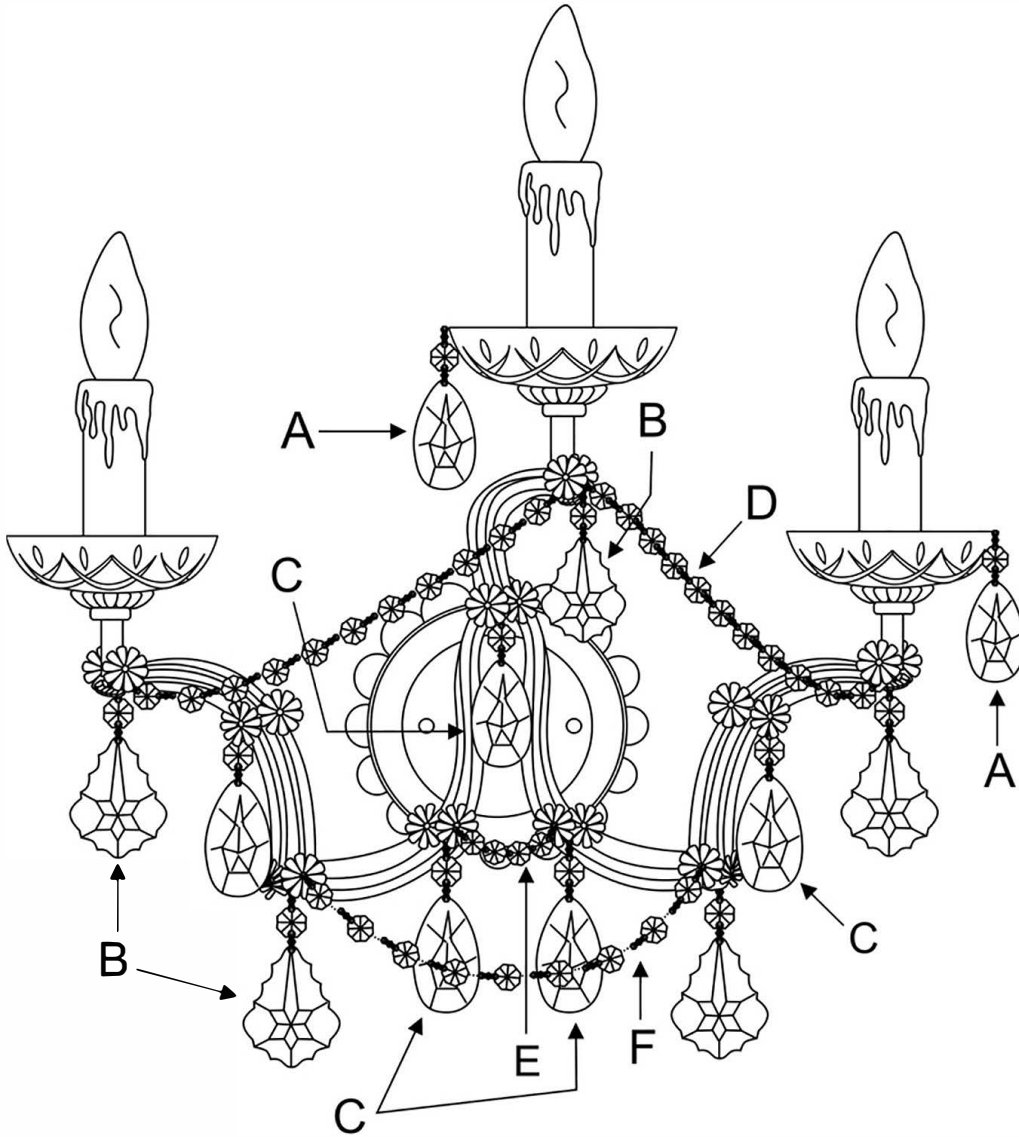
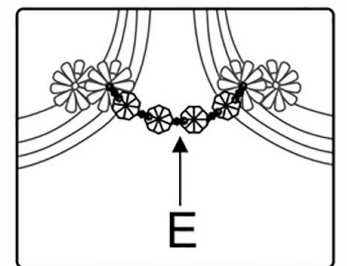
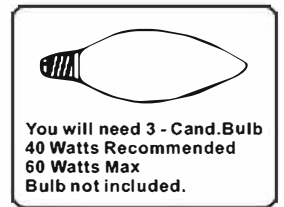
1958







95 Cantiague Rock Road, Westbury NY 11590  
 ph:516.931.9090 fax: 516. 931.1254  
 info@crystorama.com www.crystorama.com

## MODEL#:4403 ASSEMBLY AND DRESSING INSTRUCTIONS



All electrical components must be installed by a licensed electrician in accordance with the National Electric Code and the appropriate local electrical codes.



- A=  (9-38-1.5") x12pcs
- B=  (20-64-2.5") x5pcs
- C=  (9-64-2.5") x5pcs
- D=  (11Jewels Strand) x2pcs
- E=  (4Jewels Strand) x1pc
- F=  (9Jewels Strand) x1pc