

CRYST RAMA



1958

95 Cantigue Rock Road, Westbury NY 11590

ph:516.931.9090 fax: 516. 931.1254

info@crystorama.com www.crystorama.com

MODEL#:5193

ASSEMBLY AND DRESSING INSTRUCTIONS

WARNING:



Electrical Danger

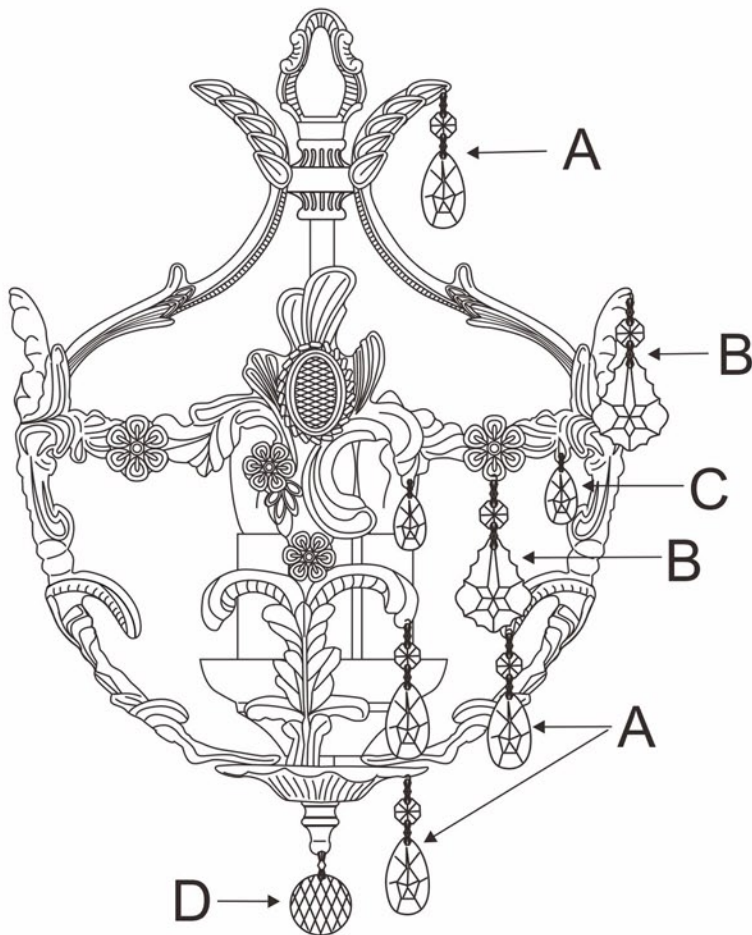


Turn Power Off

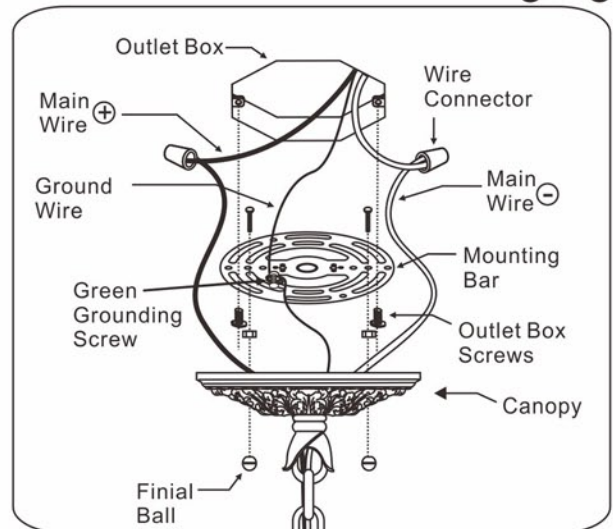
All electrical components must be installed by a licensed electrician in accordance with the National Electric Code and the appropriate local electrical codes.



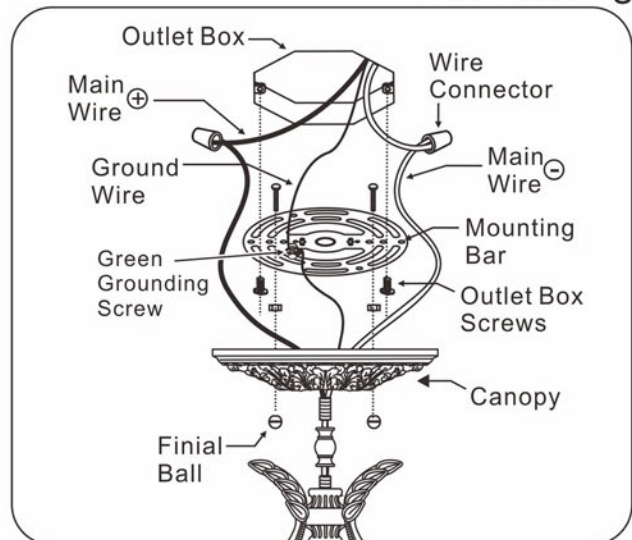
You will need 3 - Cand.Bulb
40 Watts Recommended
60 Watts Max
Bulb not included.



For Hanging





For Ceiling





ASSEMBLY STEPS:

1) HANGING ALL THE CRYSTAL A~D .

A  (14mm+38mm)*20sets

B  (14mm+38mm)*10sets

C  28mm*10pcs

D  30mm*1pc