

# CRYST RAMA



1958

95 Cantiague Rock Road, Westbury NY 11590

ph:516.931.9090 fax: 516. 931.1254


info@crystorama.com www.crystorama.com

## MODEL#:4425-MWP ASSEMBLY AND DRESSING INSTRUCTIONS





All electrical components must be installed by a licensed electrician in accordance with the National Electric Code and the appropriate local electrical codes.



A=  (9/64-2.5") \* 2pcs


B=  (9/76-3" + 5 Jewels) \* 2pcs


C=  (9/76-3" + 7 Jewels) \* 1pc

D=  (1 Square 4 Holes+ 1 Jewel) \* 1pc

E=  (12 Jewels Strand) \* 2pcs

F=  (16 Jewels Strand) \* 2pcs

G=  (9/87-3.5" + 22mm Jewelx1 + 14mm Jewelx1) \* 1pc

H=  (9/87-3.5" + 2 Jewels) \* 2pcs

I=  (9/50-2") \* 20pcs

