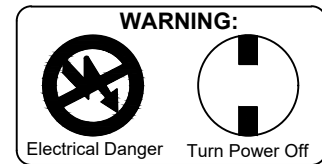
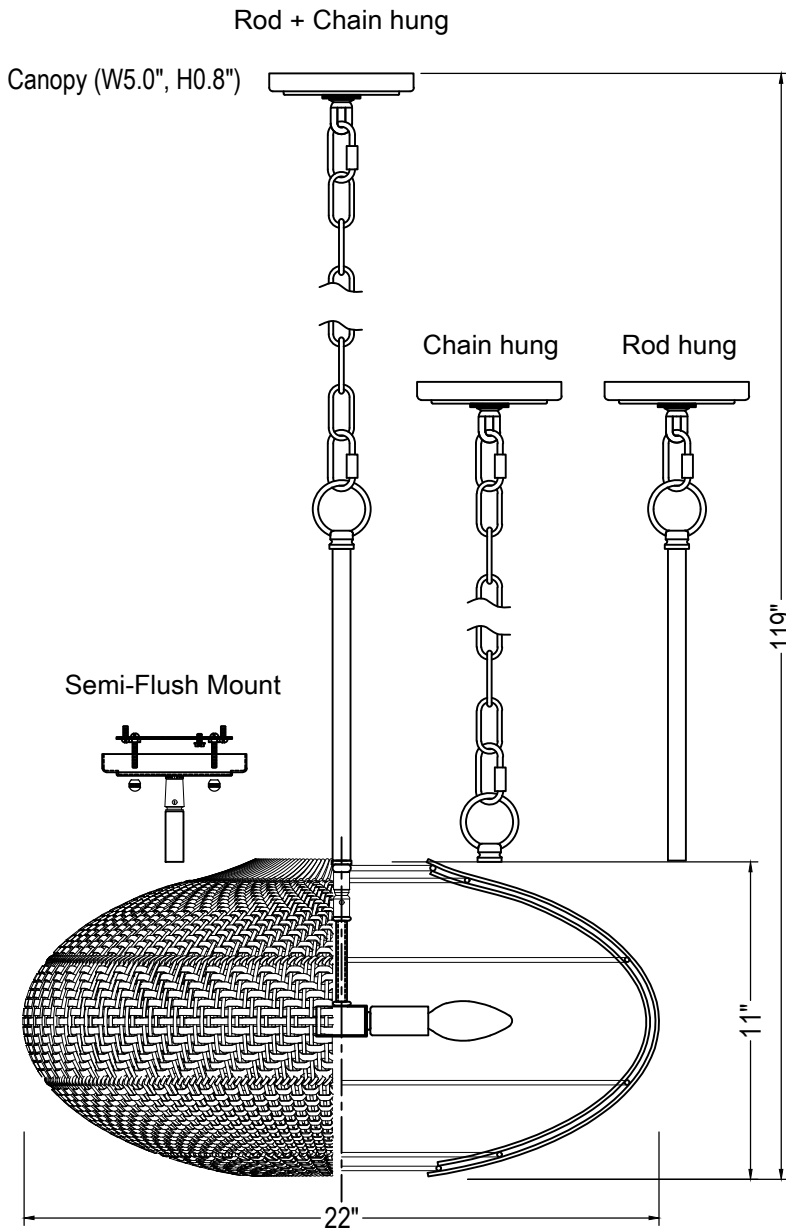


# CRYST RAMA

LIGHTING THE WAY FOR SIXTY YEARS



## ASSEMBLY INSTRUCTION MODEL #ZAN-9014-SG



All electrical components must be installed by a licensed electrician in accordance with the National Electric Code and the appropriate Local electrical codes.



You will need 4 -Candelabra Base Bulb  
40 Watts recommended 60 Watts Max.  
USE LED BULBS FOR EXTENDED USE  
THIS FIXTURE IS DAMP RATED

### How to Install

#### For rod hung

1. Decide the preferred hanging height and choose the correct rod length needed.
2. Feed the wire through the rods and connect them together. Screw one end of the rod assembly onto the top of the fixture. Screw the loop onto the other end of the rod assembly and connect it to the collar loop using the quick link.

#### For rod + chain hung

1. Decide the preferred hanging height and choose the correct rod and chain length needed.
2. Feed the wire through the rods and connect them together. Screw one end of the rod assembly onto the top of the fixture and screw the loop onto the other end. Using the quick links, attach one end of the chain to the collar loop and the other to the loop on the rod assembly.

#### For chain hung

1. Decide the preferred hanging height and choose the correct chain length needed.
2. Screw the loop onto the top of the fixture.
3. Feed the wire through the chain links. Using the quick links, attach one end of the chain link to the collar loop and the other end to the loop.

### How to Install

#### For Semi-Flush

1. Feed the wire through the rod and swivel. Screw the rod onto the top of the fixture. Screw the swivel onto the canopy.

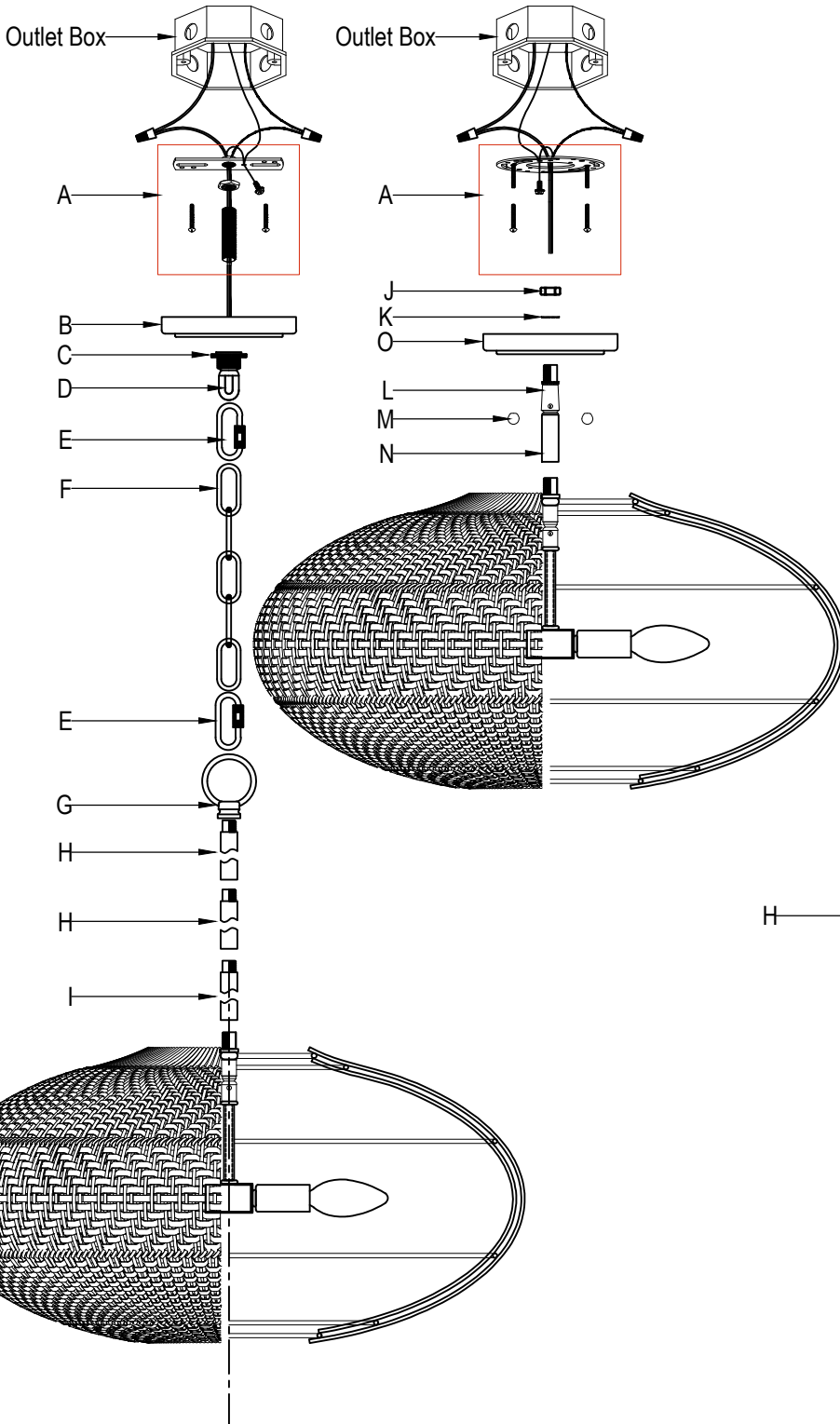
**WARNING:** This product can expose you to Lead, which is known to the State of California to cause cancer and/or birth defects or reproductive harm. For more information go to [www.P65Warnings.ca.gov](http://www.P65Warnings.ca.gov).

# CRYST RAMA

LIGHTING THE WAY FOR SIXTY YEARS



PART NUMBER MODEL #ZAN-9014-SG

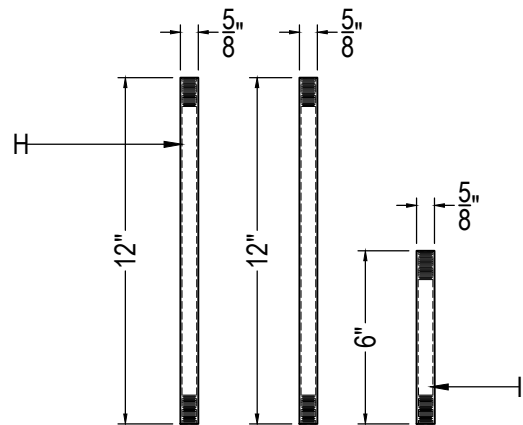


## Part Number - Pendant

- A. (1) - Mounting Hardware
- B. (1) - Canopy(W5.0",H0.8") #XLF9003SGCAN5IN
- C. (1) - Collar Ring
- D. (1) - Collar Loop
- E. (2) - Quick Link(5mm)
- F. (1) - Hanging Chain(72",4.5mm) #XLF9003SGCHA4.5MM
- G. (1) - Loop - #XLF9014SGLLOOP
- H. (2) - Rod(D0.625",L12") #XLF9014SGROD12IN
- I. (1) - Rod(D0.625",L6") #XLF9014SGROD6IN

## Part Number - Semi-Flush

- A. (1) - Mounting Hardware
- J. (1) - Nut(D0.75") #XLF9014SGNUT
- K. (1) - Washer(D0.625") #XLF9014SGWASHER
- L. (1) - Swivel(D0.625",L1.75") #XLF9014SGSWIVEL
- M. (1) - Nut(D0.375") #XLF9014SGBANUT
- N. (1) - Rod(D0.625",L1.75") #XLF9014SGROD1.75IN
- O. (1) - Canopy2(W5.0",H0.8",10mmØ center hole) #XLF9014SGCAN5IN\_2



Optional

**WARNING:** This product can expose you to Lead, which is known to the State of California to cause cancer and/or birth defects or reproductive harm. For more information go to [www.P65Warnings.ca.gov](http://www.P65Warnings.ca.gov).