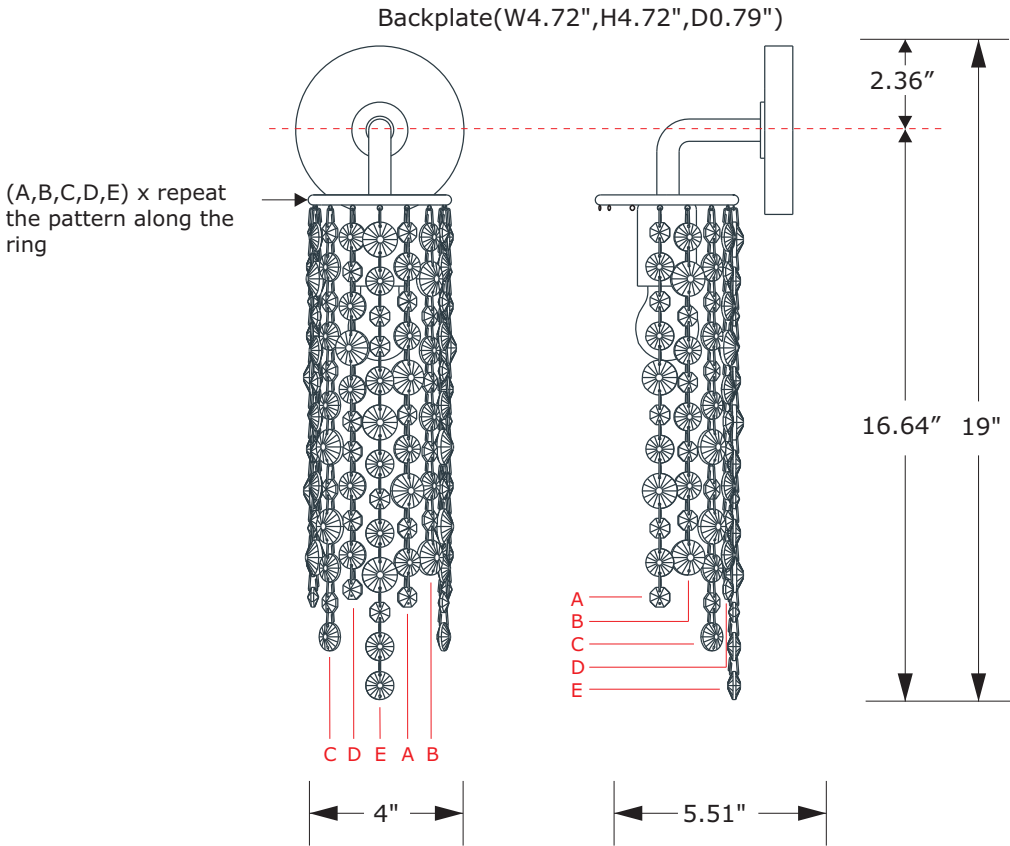



CRYSTORAMA

LIGHTING THE WAY FOR SIXTY YEARS

ASSEMBLY INSTRUCTION MODEL #GAB-B7311-GA



All electrical components must be installed by a licensed electrician in accordance with the National Electric Code and the appropriate local electrical codes.



You will need 1-Medium Base Bulb
60 Watts Recommended 100 Watts Max.


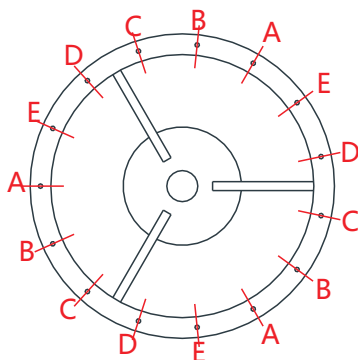
USE LED BULBS FOR EXTENDED USE

This fixture is DAMP rated

How to Install

1. Attach the fixture frame onto the outlet box.
2. Install the bulb(not included).
3. Dress the fixture with crystal as illustrated.

DETAILED ILLUSTRATION



Crystal Key

- A.3 Sets.
(5)14mm + (4)20mm + (2)25mm
- B.3 Sets.
(4)14mm + (4)20mm + (2)25mm
- C.3 Sets.
(5)14mm + (5)20mm + (2)25mm
- D.6 Sets.
(5)14mm + (5)20mm + (1)25mm
- E.6 Sets.
(4)14mm + (6)20mm + (3)25mm

WARNING: This product can expose you to Lead, which is known to the State of California to cause cancer and/or birth defects or reproductive harm. For more information go to www.P65Warnings.ca.gov.

CRYSTORAMA

LIGHTING THE WAY FOR SIXTY YEARS

PART NUMBER MODEL #GAB-B7311-GA

Part Number

- A. (1) - Mounting Hardware
- B. (1) - Backplate(W4.72",H4.72",D0.79") #XRE7311GABKP4.72IN

