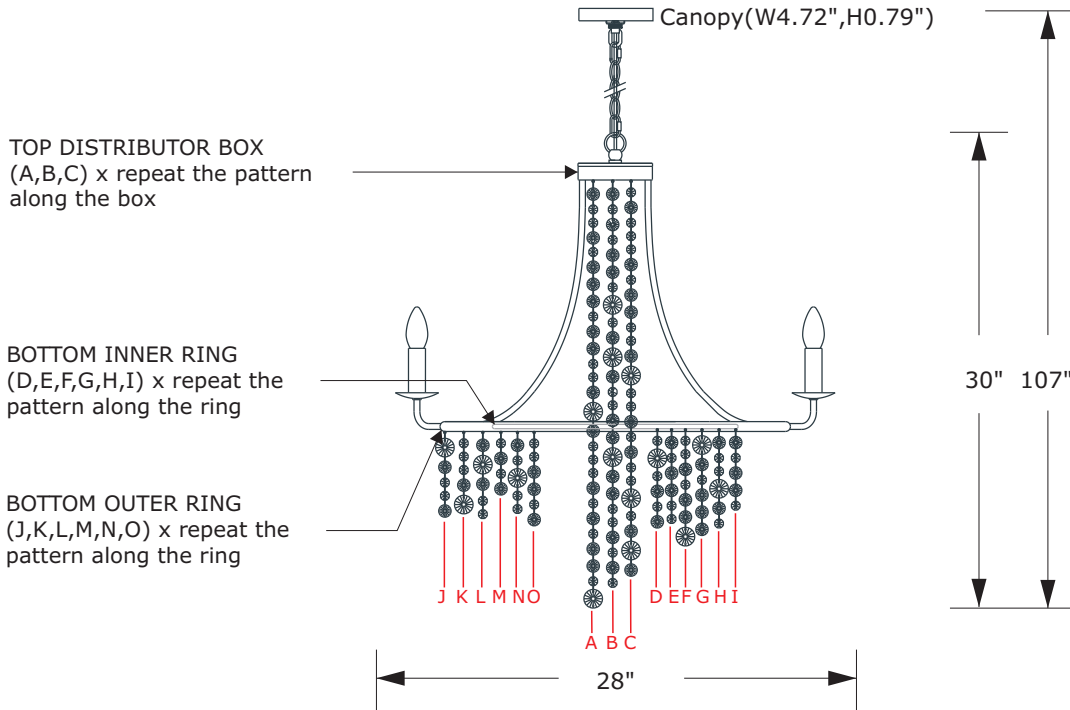


CRYSTORAMA

LIGHTING THE WAY FOR SIXTY YEARS

ASSEMBLY INSTRUCTION MODEL #GAB-B7306-GA



All electrical components must be installed by a licensed electrician in accordance with the National Electric Code and the appropriate local electrical codes.

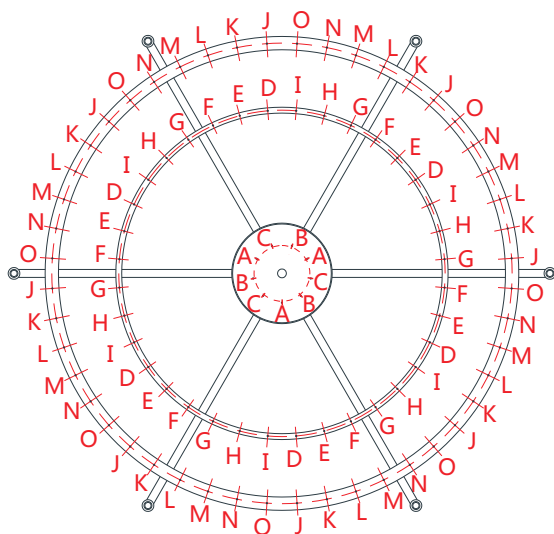


You will need 6-Candelabra Base Bulb
40 Watts Recommended 60 Watts Max.
USE LED BULBS FOR EXTENDED USE
This fixture is DAMP rated

How to install

1. Do a complete inventory of all parts and components before you start installation.
2. Install the bulb(not included).
3. Dress the fixture with crystal as illustrated.

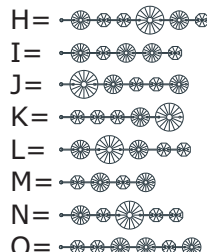

DETAILED ILLUSTRATION



Crystal Key

- A.3 Sets.
(12)14mm + (13)20mm + (2)30mm
- B.3 Sets.
(10)14mm + (12)20mm + (3)30mm
- C.3 Sets.
(13)14mm + (9)20mm + (3)30mm
- D.6 Sets.
(3)14mm + (2)20mm + (1)30mm
- E.6 Sets.
(3)14mm + (3)20mm
- F.6 Sets.
(3)14mm + (3)20mm + (1)30mm
- G.6 Sets.
(1)14mm + (4)20mm + (1)30mm

- H.6 Sets.
(3)14mm + (2)20mm + (1)30mm
- I.6 Sets.
(2)14mm + (3)20mm
- J.8 Sets.
(2)14mm + (2)20mm + (1)30mm
- K.8 Sets.
(3)14mm + (1)20mm + (1)30mm
- L.8 Sets.
(2)14mm + (2)20mm + (1)30mm
- M.8 Sets.
(2)14mm + (2)20mm
- N.8 Sets.
(3)14mm + (1)20mm + (1)30mm
- O.8 Sets.
(3)14mm + (3)20mm

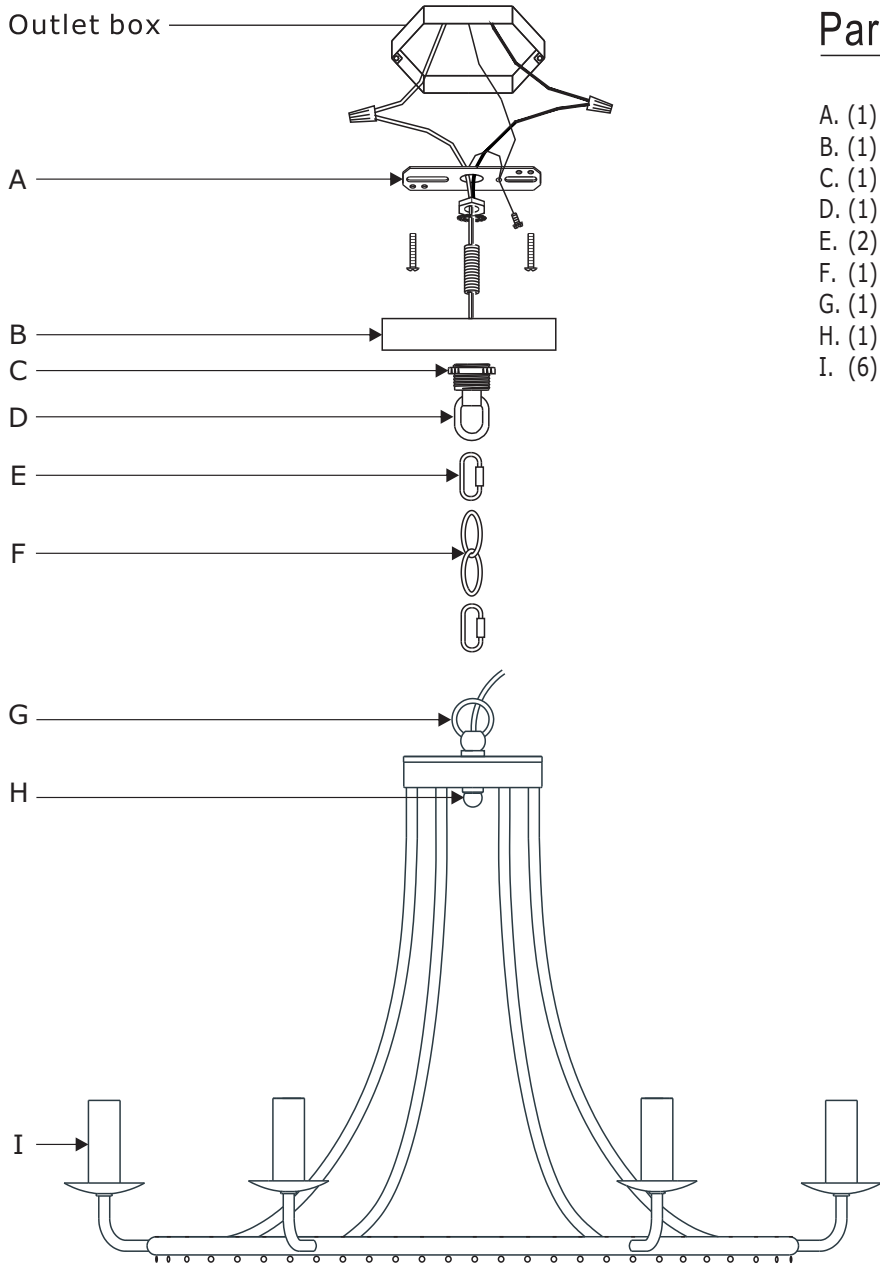


WARNING: This product can expose you to Lead, which is known to the State of California to cause cancer and/or birth defects or reproductive harm. For more information go to www.P65Warnings.ca.gov.

CRYSTORAMA

LIGHTING THE WAY FOR SIXTY YEARS

PART NUMBER MODEL #GAB-B7306-GA



Part Number

- A. (1) - Mounting Hardware
- B. (1) - Canopy(W4.72",H0.79") #XRE7306GACAN4.72IN
- C. (1) - Collar Ring
- D. (1) - Collar Loop
- E. (2) - Quick Link
- F. (1) - Hanging Chain(72",4mm) #XRE7306GACHA4MM
- G. (1) - Fixture Loop
- H. (1) - Ball Nut #XRE7306GABANUT
- I. (6) - Candle Sleeve(W0.87",H3.15") #XRE7306GACDL3.15IN