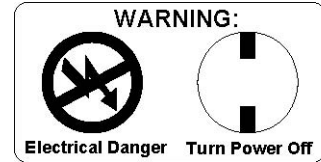
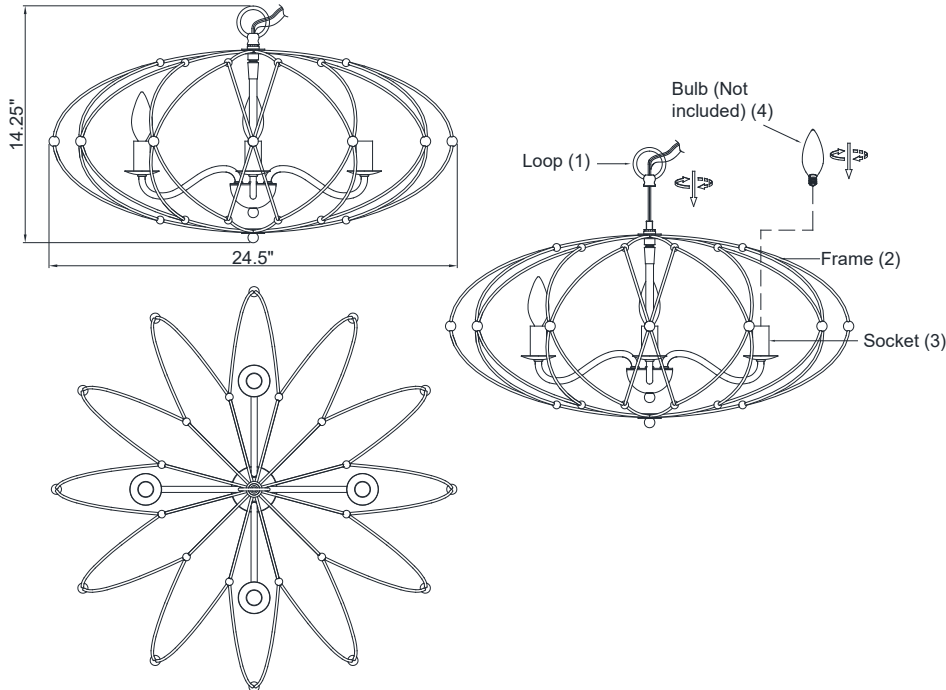


CRYSTORAMA

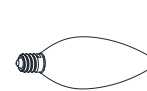
LIGHTING THE WAY FOR SIXTY YEARS

ASSEMBLY INSTRUCTION MODEL# ZUC-A9034-EB-GA

Drawing (1)



All electrical components must be installed by a licensed electrician in accordance with the National Electric Code and the appropriate local electrical codes.



You will need 4-Candelabra
40 Watts Recommended 60 Watts Max
USE LED BULBS FOR EXTENDED USE

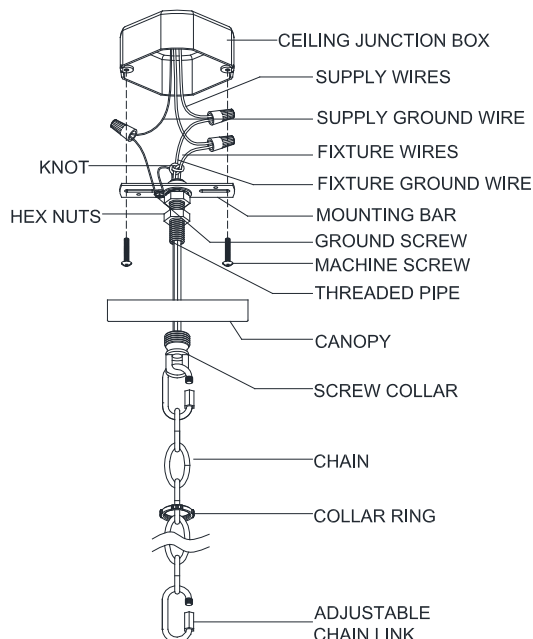
How to Install:

1. Screw the Loop (1) onto the Frame (2).
2. The canopy of the fixture can now be mounted to the ceiling by following instruction **Drawing 2**.
3. Install the Bulb (4) into the Socket (3).

Bulb replacement:

Install the Bulb (4) into the Socket (3).

Drawing (2)

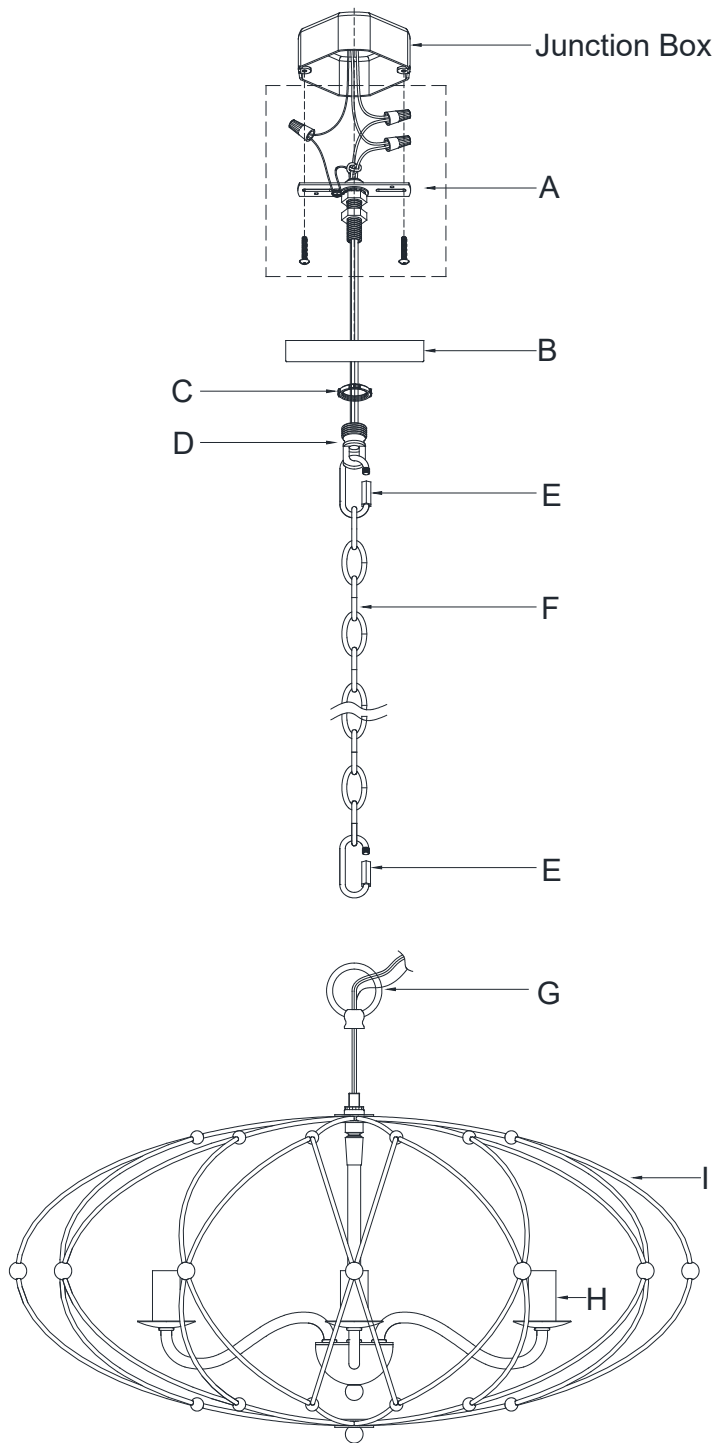


WARNING: This product can expose you to lead, which is known to the state of California to cause cancer and / or birth defects or reproductive harm. For more information go to www.P65warnings.ca.gov

CRYSTORAMA

LIGHTING THE WAY FOR SIXTY YEARS

ASSEMBLY INSTRUCTION MODEL# ZUC-A9034-EB-GA



Part Number

Part Numbers

- A. (1) Mounting Hardware
- B. (1) Canopy; w5"x h0.75"(XFW9034EBCAN5IN)
- C. (1) Collar Ring
- D. (1) Collar Loop
- E. (2) Link
- F. (1) Chain ; w4.2mm (XFW9034EBCHA4.2MM)
- G. (1) Loop
- H. (4) Socket (H2 ")
- I. (1) Frame