

CRYST RAMA



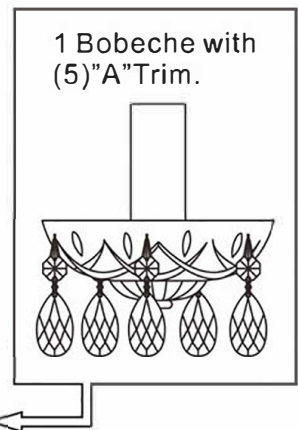
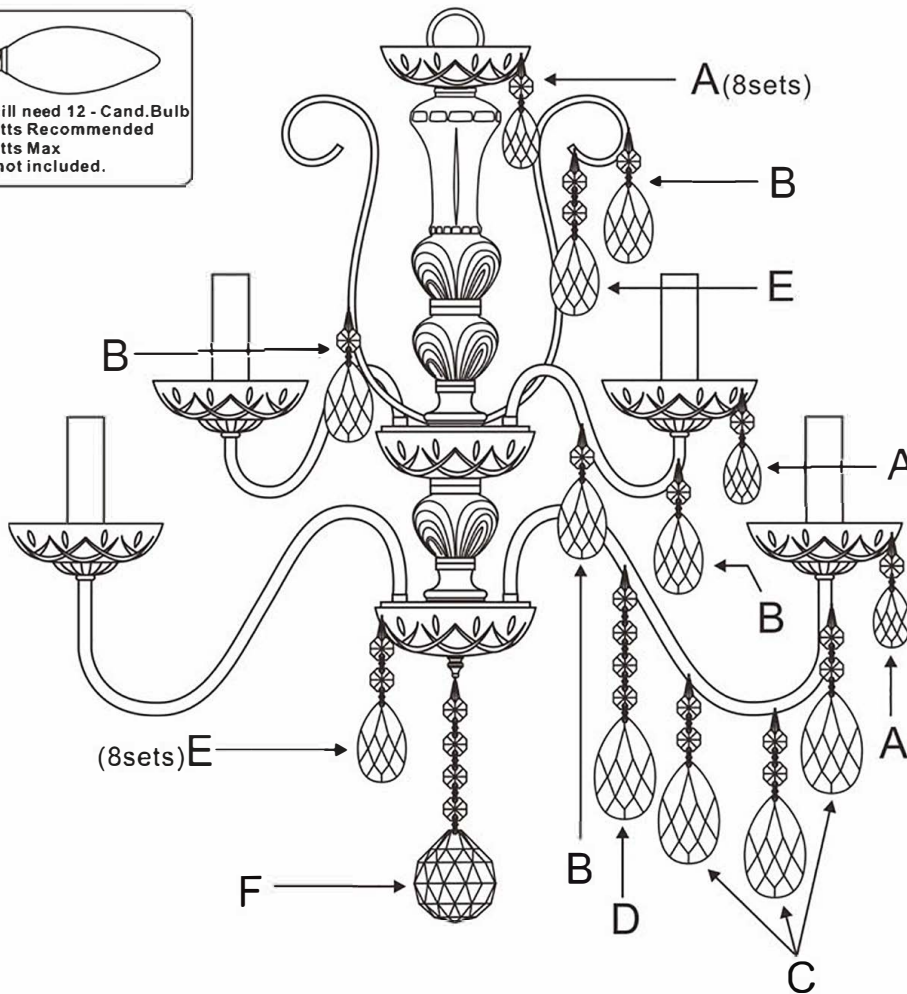
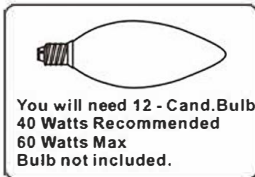
1958

95 Cantiague Rock Road, Westbury NY 11590
 ph:516.931.9090 fax: 516. 931.1254
 info@crystorama.com www.crystorama.com

MODEL#:3029 ASSEMBLY AND DRESSING INSTRUCTIONS



All electrical components must be installed by a licensed electrician in accordance with the National Electric Code and the appropriate local electrical codes.



- A= (14mm+38mm)x 68sets
- B= (14mm+50mm)x 16sets
- C= (14mmx2pcs+63mm)x 24sets
- D= (14mmx4pcs+63mm)x 8sets
- E= (14mmx2pcs+50mm)x 12sets
- F= (14mmx4pcs+50mm Ball)x 1set

