



Reversible Maple Blade Finish



# Tempo 44"

Brushed Polished Nickel Tempo 44" with Reversible Silver (Shown)/Maple Blades and Blank-Out Light Lens Cover | Model . . . **TMP44BNK5**  
 Blade . . . **Included**  
 Light . . . **Integrated** (Optional)

*Sleek and sophisticated, the Tempo 44" ceiling fan is a statement of refined Modern design. LED down lighting and up lighting are incorporated in this knockout.*

### FEATURES

- Heavy-Duty, 3 Speed Reversible Motor
- 6" Downrod (Included)
- Limited Lifetime Warranty
- Blades Included
- Integrated Light Kit with Matte White Glass (1-16W LED 3000K Dimmable) (Included) and Downlight (9W LED Strip) (Included)
- Optional Blank Light Lens Cover (Included)
- ICS Remote and Wall Controls (Included)

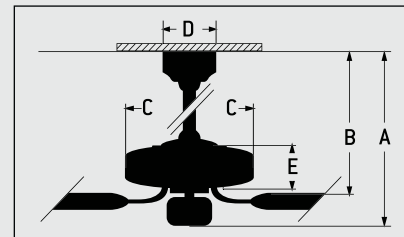
#### LED Specs:

3000K Color Temp  
 1,415 lm  
 16 Watts  
 CRI: 80  
 LED Module is Guaranteed for 3 Years

### SPECS

- Blade Sweep Opt. . . . . 44"
- Number of Blades . . . . . 5
- Blade Pitch . . . . . 13°
- Motor Size (MM) . . . . . 153 x15
- AMPS (HI Speed) . . . . . <1
- Shipping Wt. (lbs.) . . . . . 9.8
- CU. FT. in Carton . . . . . 2.49
- Airflow\* (Cubic Feet Per Minute) . . . . . 4,199
- Watts (HI Speed) . . . . . 58 Watts
- Airflow Efficiency\* (CFM Per Watt) . . . . . 72

### CEILING DROP DIMENSIONS



A: 6" DR - 15.8"  
 B: 6" DR - 12.62"  
 C: 12.4"  
 E: 9.75"  
 DR = Downrod

"Compare: 36" to 48" ceiling fans have airflow efficiencies ranging from approximately 71 to 86 cubic feet per minute per watt at high speed."





Reversible Oiled Bronze Blade Finish



Reversible Flat Black Blade Finish



**A** Oiled Bronze Tempo 44" with Reversible Oiled Bronze/Walnut (Shown) Blades and Integrated LED Light Kit  
 Model . . . **TMP44OB5**  
 Blade . . . **Included**  
 Light . . . **Integrated**

**B** Chrome Tempo 44" with Reversible Flat Black/Walnut (Shown) Blades and Integrated LED Light Kit  
 Model . . . **TMP44CH5**  
 Blade . . . **Included**  
 Light . . . **Integrated**

**C** White Tempo 44" with White Blades and Integrated LED Light Kit  
 Model . . . **TMP44W5**  
 Blade . . . **Included**  
 Light . . . **Integrated**

**AVAILABLE FINISHES**

- BNK** Brushed Polished Nickel
- CH** Chrome
- OB** Oiled Bronze
- W** White

**BLADE OPTIONS**

**Included**

**LIGHT KIT OPTIONS**

**Integrated Light Kit** (16W LED - 3000K) (Dimmable)  
**Optional Blank Light Lens Cover** (Included)

**FAN CONTROL OPTIONS**

**ICS Remote and Wall Controls** (Included)





Reversible Flat Black Blade Finish



# Tempo 52"

Chrome Tempo 52" with Reversible Flat Black/Walnut (Shown) Blades and Integrated LED Light Kit | Model . . . **TMP52CH5**  
 Blade . . . **Included**  
 Light . . . **Integrated**

*Tempo 52" ceiling fan is a statement of refined Modern design. LED down lighting and up lighting are incorporated in this knockout.*

## FEATURES

- Heavy-Duty, 3 Speed Reversible Motor
- 6" Downrod (Included)
- Limited Lifetime Warranty
- Blades Included
- Integrated Light Kit with Matte White Glass (1-16W LED 3000K Dimmable) (Included) and Downlight (9W LED Strip) (Included)
- Optional Blank Light Lens Cover (Included)
- ICS Remote and Wall Controls (Included)

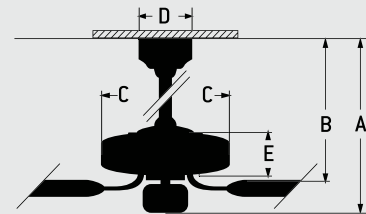
### LED Specs:

3000K Color Temp  
 1,415 lm  
 16 Watts  
 CRI: 80  
 LED Module is Guaranteed for 3 Years

## SPECS

- Blade Sweep Opt. . . . . 52"
- Number of Blades . . . . . 5
- Blade Pitch . . . . . 13°
- Motor Size (MM) . . . . . 172 x 17
- AMPS (HI Speed) . . . . . <1
- Shipping Wt. (lbs.) . . . . . 23.3
- CU. FT. in Carton . . . . . 2.48
- Airflow\* (Cubic Feet Per Minute) . . . . . 5,304
- Watts (HI Speed) . . . . . 73 Watts
- Airflow Efficiency\* (CFM Per Watt) . . . . . 73

## CEILING DROP DIMENSIONS



A: 6" DR - 15.8"  
 C: 12.4"  
 E: 9.75"  
 B: 6" DR - 12.62"  
 D: 6.299"  
 DR = Downrod

"Compare: 49" to 60" ceiling fans have airflow efficiencies ranging from approximately 51 to 176 cubic feet per minute per watt at high speed."





Reversible Oiled Bronze Blade Finish



Reversible Silver Blade Finish

**A** Oiled Bronze Tempo 52" with Reversible Oiled Bronze/Walnut (Shown) Blades and Integrated LED Light Kit  
 Model . . . **TMP52OB5**  
 Blade . . . **Included**  
 Light . . . **Integrated**

**B** White Tempo 52" with White Blades and Integrated LED Light Kit  
 Model . . . **TMP52W5**  
 Blade . . . **Included**  
 Light . . . **Integrated**

**C** Brushed Polished Nickel Tempo 52" with Reversible Silver/Maple (Shown) Blades and Integrated LED Light Kit  
 Model . . . **TMP52BNK5**  
 Blade . . . **Included**  
 Light . . . **Integrated**

**AVAILABLE FINISHES**

- BNK** Brushed Polished Nickel
- CH** Chrome
- OB** Oiled Bronze
- W** White

**BLADE OPTIONS**

**Included**

**LIGHT KIT OPTIONS**

**Integrated Light Kit (16W LED-3000K)(Dimmable)**  
**Optional Blank Light Lens Cover (Included)**

**FAN CONTROL OPTIONS**

**ICS Remote and Wall Controls (Included)**





Reversible Matte Black Blade Finish



# Tempo 44" Hugger

Chrome Tempo 44" Hugger with Reversible Walnut (Shown)/Matte Black Blades and Integrated LED Light Kit

Model . . . **TMPH44CH5**  
Blade . . . **Included**  
Light . . . **Not Shown**

The Tempo 44" hugger fan is designed for smaller rooms and shorter ceilings. It's sleek profile incorporates LED down lighting to enhance the form and function.

## FEATURES

- Heavy-Duty, 3-Speed Reversible Motor
- Limited Lifetime Warranty
- Blades Included
- Integrated Light Kit with Matte White Glass (1-16W LED 3,000K Dimmable) (Included)
- Optional Blank Light Lens Cover (Included)
- ICS Remote and Wall Controls (included)

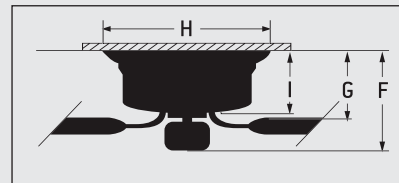
### LED Specs:

- 3000K Color Temp
- 1,415 lm
- 16 Watts
- CRI: 80
- LED Module is Guaranteed for 3 Years

## SPECS

- Blade Sweep Opt. . . . . 44"
- Number of Blades . . . . . 5
- Blade Pitch . . . . . 13°
- Motor Size (MM) . . . . . 153 x 15
- AMPS (HI Speed) . . . . . <1
- Shipping Wt. (lbs.) . . . . . 21.01
- CU. FT. in Carton . . . . . 2.08
- Watts (HI Speed) . . . . . 72

## CEILING DROP DIMENSIONS



F: 10.43"  
H: 10.93"

G: 7.25"  
I: 6.32"

"Compare: 36" to 48" ceiling fans have airflow efficiencies ranging from approximately 71 to 86 cubic feet per minute per watt at high speed."





A

Reversible Matte Black Blade Finish



B

C



Reversible Maple Blade Finish

**A** Oiled Bronze Tempo 44" Hugger with Reversible Walnut (Shown)/Matte Black Blades and Integrated LED Light Kit  
 Model . . . **TMPH44OB5**  
 Blade . . . **Included**  
 Light . . . **Integrated**

**B** White Tempo 52" Hugger with White Blades and Integrated LED Light Kit  
 Model . . . **TMPH44W5**  
 Blade . . . **Included**  
 Light . . . **Integrated**

**C** Brushed Polished Nickel Tempo 44" Hugger with Reversible Silver (Shown)/Maple Blades and Blank-Out Light Lens Cover  
 Model . . . **TMPH44BNK5**  
 Blade . . . **Included**  
 Light . . . **Integrated (Optional)**

**AVAILABLE FINISHES**

- BNK** Brushed Polished Nickel
- CH** Chrome
- OB** Oiled Bronze
- W** White

**BLADE OPTIONS**

**Included**

**LIGHT KIT OPTIONS**

- Integrated Light Kit** (16W LED - 3000K) (Dimmable)
- Optional Blank Light Lens Cover** (Included)

**FAN CONTROL OPTIONS**

**ICS Remote and Wall Controls** (Included)





Reversible Silver Blade Finish

**NEW**

# Tempo 52" Hugger

Brushed Polished Nickel  
Tempo 52" Hugger with  
Reversible Silver/Maple  
(Shown)Blades and  
Integrated Light Kit

Model . . . **TMPH52BNK5**  
Blade . . . **Included**  
Light . . . **Integrated**

The Tempo 52" hugger fan is designed for rooms with shorter ceilings. It's sleek profile incorporates LED down lighting to enhance the form and function.

## FEATURES

- Heavy-Duty, 3-Speed Reversible Motor
- Limited Lifetime Warranty
- Blades Included
- Integrated Light Kit with Matte White Glass (1-16W LED 3000K Dimmable) (Included)
- Optional Blank Light Lens Cover (Included)
- ICS Remote and Wall Controls (included)

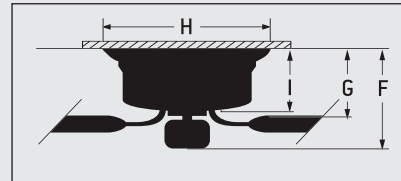
### LED Specs:

- 3000K Color Temp
- 1,415 lm
- 16 Watts
- CRI: 80
- LED Module is Guaranteed for 3 Years

## SPECS

- Blade Sweep Opt. . . . . 52"
- Number of Blades . . . . . 5
- Blade Pitch . . . . . 13°
- Motor Size (MM) . . . . . 172 x17
- AMPS (HI Speed) . . . . . <1
- Shipping Wt. (lbs.) . . . . . 22.66
- CU. FT. in Carton . . . . . 2.09
- Electricity Use\* . . . . . 78

## CEILING DROP DIMENSIONS



F: 10.43"  
H: 10.93"

G: 7.25"  
I: 6.32"

"Compare: 49" to 60" ceiling fans have airflow efficiencies ranging from approximately 51 to 176 cubic feet per minute per watt at high speed."





**A** Oiled Bronze Tempo 52" Hugger with Reversible Walnut/Matte Black (Shown) Blades and Integrated Light Kit  
 Model . . . **TMPH52OB5**  
 Blade . . . **Included**  
 Light . . . **Integrated**

**B** White Tempo 52" Hugger with White Blades and Integrated Light Kit  
 Model . . . **TMPH52W5**  
 Blade . . . **Included**  
 Light . . . **Integrated**

**C** Chrome Tempo 52" Hugger with Reversible Walnut/Flat Black (Shown) Blades and Integrated Light Kit  
 Model . . . **TMPH52CH5**  
 Blade . . . **Included**  
 Light . . . **Integrated**

**AVAILABLE FINISHES**

- BNK** Brushed Polished Nickel
- CH** Chrome
- OB** Oiled Bronze
- W** White

**BLADE OPTIONS**

**Included**

**LIGHT KIT OPTIONS**

**Integrated Light Kit** (16W LED - 3000K) (Dimmable)  
**Optional Blank Light Lens Cover** (Included)

**FAN CONTROL OPTIONS**

**ICS Remote and Wall Controls** (Included)

