

## MODEL #: FLX604208-DPGM 60"W x 42"D x 8"H SHOWER WALL ACCENT PANEL DARK POLISHED GREY MARBLE

Horizontal 3-Panel with Interlocking Technology creates easy waterproof installation

Can be installed over waterproof backer board or existing tile

Fire retardant, and high resistance to impact and chemicals

Constructed of SPC Rigid Core board

Easily cut for a custom fit

Designed with a beveled outside edge to provide a sleek finished look

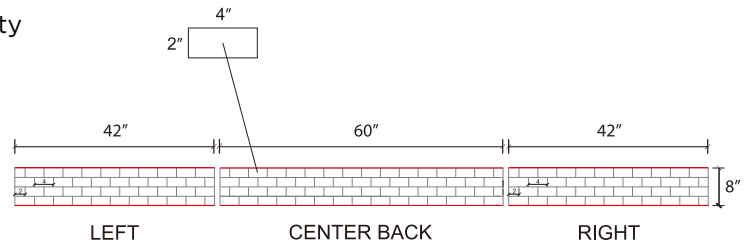

Easy to clean with no tedious grout maintenance

A cost-effective remodeling and new construction solution


Backed by a 10-Year Residential & 2-Year Commercial Warranty

FLEX™ SUBWAY ACCENT PANEL  
DARK POLISHED GREY MARBLE FINISH

SIZE	MODEL #	# PANELS	W	D	H
60" x 42" x 8"	FLX604208-DPGM	3	60"	42"	8"



MODEL #: FLX604208-DPGM



COORDINATES WITH FLEX™ SHOWER WALL SYSTEM AVAILABLE IN 4 SIZES:

FLX424296-WS with  
8"H Accent Panel:  
FLX604208-DPGM

FLX603260-WS with  
8"H Accent Panel:  
FLX604208-DPGM

FLX603280-WS with  
8"H Accent Panel:  
FLX604208-DPGM

FLX603696-WS with  
8"H Accent Panel:  
FLX604208-DPGM

