

FEATURES

- Baked white enamel finish, painted after fabrication
- Standard T8 fluorescent design
- Diffuser easily removable for lamp access and cleaning
- Heavy gauge steel housing
- Optional grounded convenience outlet

PROJECT INFORMATION

Project Name _____

Type _____

Catalog No. _____

Date _____

FINISH

Painted parts are treated with a five stage phosphate bonding process and finished with a high reflectance baked white enamel.

CERTIFICATION

All luminaires are built to UL 1598 standards and bear appropriate UL and cUL or CSA labels. Damp location labeling is standard.

BALLASTS

Energy efficient, thermally protected, automatic resetting, Class P, high power factor, sound rated A, magnetic or electronic ballasts. CEE NEMA Premium compliant.

ELECTRICAL

Standard class "P", thermally protected, autoresetting HPF ballast, sound rated A. CEE NEMA Premium compliant. All ballast leads extend a minimum of 6" through access location. NEC/CEC-compliant ballast disconnect is standard.

ORDERING INFORMATION

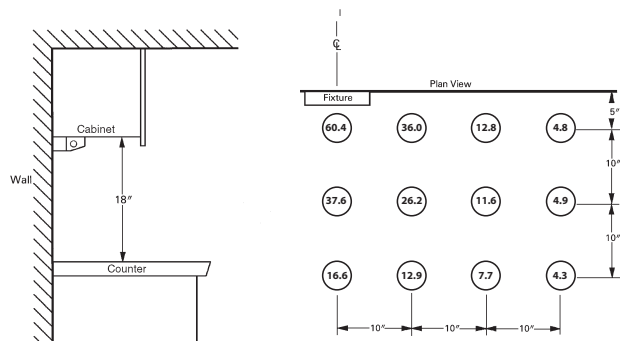
EXAMPLE UC18-115-LU-GCO

| UC | | 1 | | U | | U | |
|-----------------|-------------|--------------|----------------------|--------------------------------|-------------|---------|---|
| MODEL | SIZE | NO. OF LAMPS | LAMP TYPE | BALLAST | VOLTAGE | OPTIONS | |
| UC Undercabinet | 18 18" long | 1 One | 15 18", T12: 15 Watt | Blank HPF, Non-energy Saving | U 120V-277V | F0735 | 35K, 75CRI, T8 Lamps Installed |
| | 24 24" long | | 17 24", T8: 17 Watt | L Low Power Factor | | WSW | On-Off Rocker Switch (120V only) |
| | 36 36" long | | 20 24", T12: 20 Watt | E Electronic T8, Instant Start | | GCO | Grounded Convenience Outlet (120V only) |
| | 48 48" long | | 25 36", T8: 25 Watt | | | GLR | Fast Blow Fuse |
| | | | 30 36", T12: 30 Watt | | | | |
| | | | 32 48", T8: 32 Watt | | | | |

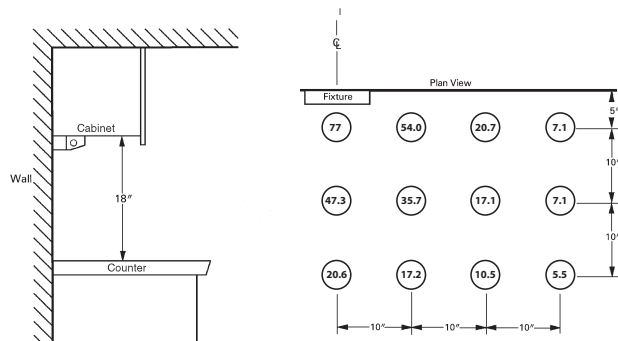
Fixtures without switches or grounded convenience outlets have knockouts for both for field installation.

PHOTOMETRIC DATA

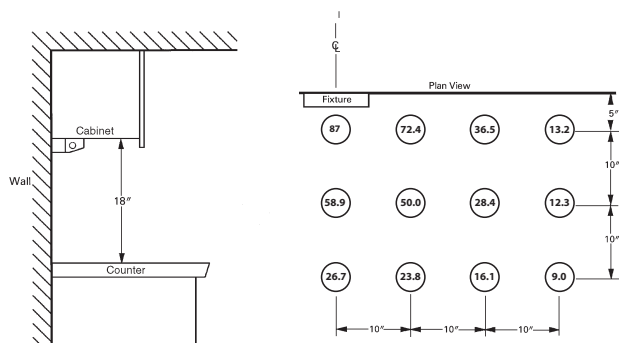
18" 15 Watt T-12 Lamp



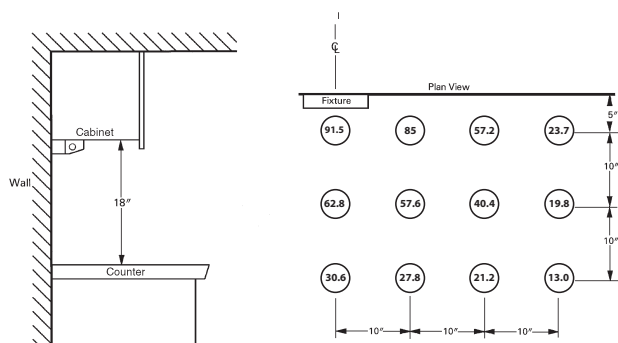
24" 17 Watt T8 Lamp




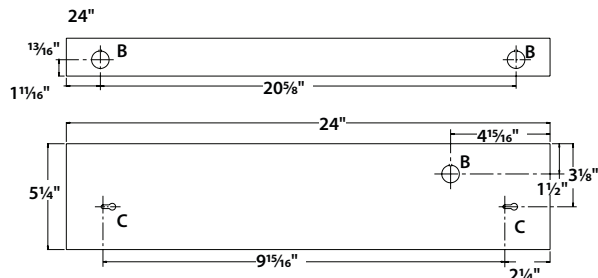
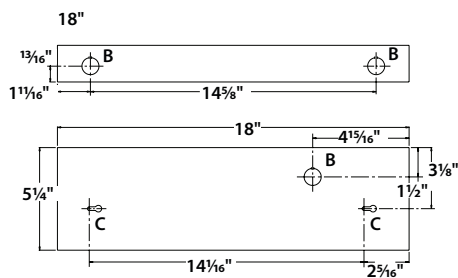
36" 25 Watt T8 Lamp



48" 32 Watt T8 Lamp



DIMENSIONAL DATA



B: 7/8" Diameter knockout
C: Keyhole for #8 screw
D: 13/32" Diameter knockout
E: 1/2" Double D knockout

NOTE: All dimensions are in inches; dimensions and specifications are subject to change without notice. Please consult factory or check sample for verification.