


UNDERSTANDING AND DEFINING YOUR STORAGE NEEDS

We've all seen the pictures of beautifully propped closets and dream that ours can look that way one day. Regardless of your space, with the right system in place and customization options, you can have the closet of your dreams whether it be a walk-in, reach-in or stand-alone space.

1

Dream no more. Get started.

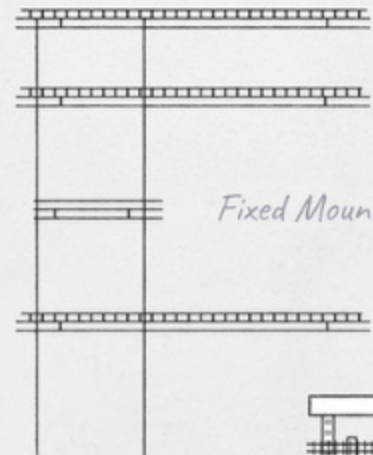
- Analyze your space by taking note of wall dimensions and any obstructions such as slanted ceilings, misshapen walls, baseboard heating systems or electrical outlets to work around.
- Assess your wardrobe to determine your storage needs. For example, do you need more hanging space than shelf space?



Choose your material preference - wire or wood?

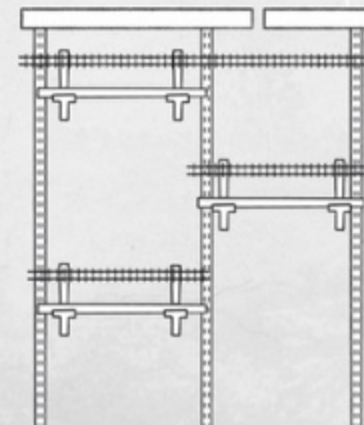
Wire

- Wire is a great option for odd-shaped or smaller closets, affording flexibility to adapt as your needs change. Choose from fixed or adjustable mounting systems, as well as 12" to 20" shelving depths.



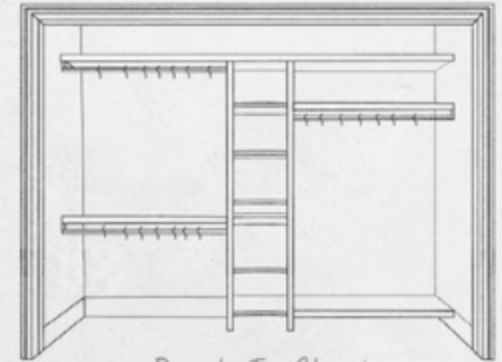
Fixed Mount

Adjustable Mount



Wood

- Wood is the ideal choice for a more upscale, custom look. Select from a number of professionally installed and DIY systems perfect for inside or outside of the closet.



Reach-In Closet



Walk-In Closet