California Faucets®
Tel: 714-891-7797
Fax: 714-891-2478
Toll Free: 800-822-8855
www.calfaucets.com

WALL TUB SPOUT

ORDER SPOUT BASE (WHERE APPLICABLE) SEPARETALY

All California Faucets lever and blade handle products are American Disability Act (ADA) compliant.

California Faucets reserves the right to make modification and specification changes at any time. Please verify dimensions prior to installation. Visit www.calfaucets.com for most current technical data.

D-40

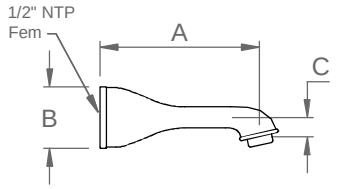

A=7 1/8"
B=2 7/8"
C=1"

Fig. 1

D-63

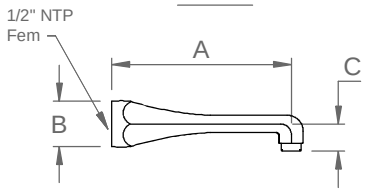

A=8 1/2"
B=2 7/8"
C=1 5/16"

Fig. 2

D-64

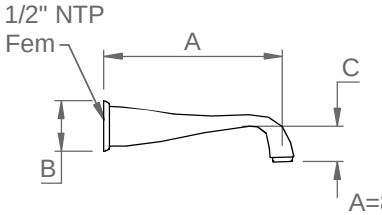

A=8 1/4"
B=2 3/8"
C=1 11/16"

Fig. 3

D-65

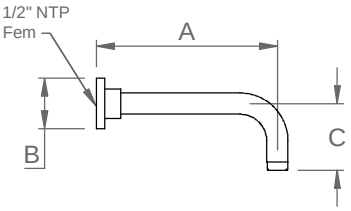

A=8 1/2"
B=2 3/8"
C=3 1/8"

Fig. 4

D-67

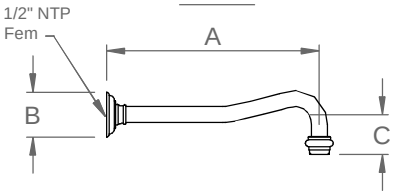

A=10"
B=2 1/8"
C=2"

Fig. 5

T-47

For Series: #46, 47, 51, 60 & 63

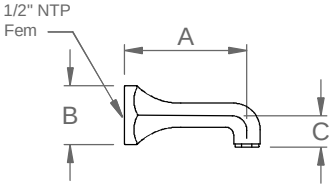

A=5 3/4"
B=2 3/4"
C=1 1/2"

Fig. 6

TS-50

For Series: #50

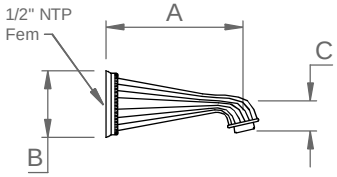

A=6 5/8"
B=3 1/8"
C=1"

Fig. 7

TS-53

For Series: #53

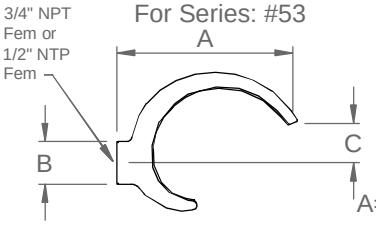

A=8 1/8"
B=2"
C=1 1/4"

Fig. 8

TS-55

For Series: #34, 35, 38, 42, 55, 57, 58 & 59

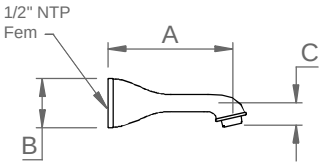

A=5 7/8"
B=2 5/16"
C=1"

Fig. 9

TS-64

For Series: #64

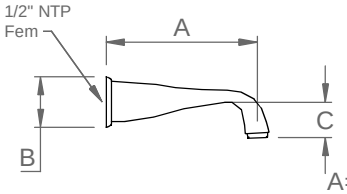

A=7 1/8"
B=2 3/8"
C=1 11/16"

Fig. 10

TS-65

For Series: #62, 65 & 66

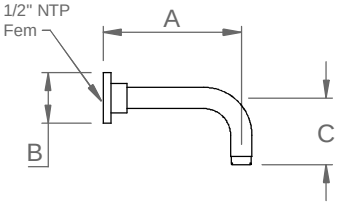

A=6 1/2"
B=2 3/8"
C=3 1/8"

Fig. 11

TS-67

For Series: #32, 33, 36, 61 & 67

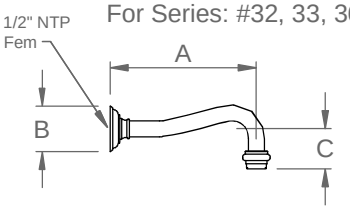

A=6 7/8"
B=2 1/8"
C=2"

Fig. 12

TS-68

For Series: #68 & 69

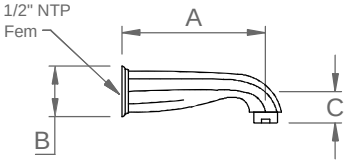

A=6 3/4"
B=2 3/8"
C=1 1/2"

Fig. 13