

JOB NAME _____

CONTACT _____

ORDERING CODE _____



ADA **LM-79**

ORDERING CODE

PART NUMBER	103080 103085	Runner 16", LED 16W Runner 36", LED 30W
CCT	30K	3000K
CRI	90	90 CRI
VOLTAGE	UNV	120V-277V
DIMMING	10V	0-10V dimming to 10%
FINISH	WH	white

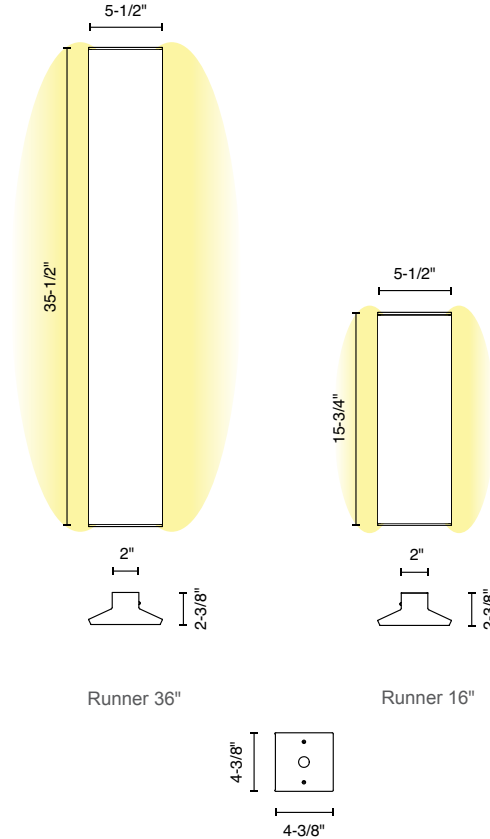
RUNNER

Linear Indirect Wall/Ceiling



ORDERING CODE _____

Follow the steps to specify your fixture, example:
103080 - 30K - 90 - UNV - 10V - WH



Runner 36"

Runner 16"

Junction Box Cover Plate, White
 (Included, Optional use)

DESCRIPTION

Runner is an indirect, linear, surface mount for wall or ceiling. It delivers even illumination on the surface and is offered in 16" and 36" lengths with a white finish. It includes a flush mount field paintable junction box cover.

HOUSING

- Extruded aluminum housing with white finish.

MOUNTING

- Mount to 3-1/2" to 4" octagonal or 4" square recessed junction box.

ELECTRICAL/CONTROLS

- 120-277Vac, 50-60Hz input
- 16 or 30 Watt System
- 0-10V dimming to 10%

LED INFO

- LED: Edison SMD LED Strip
- SDCM: 3-step MacAdam Ellipse
- Delivered Lumens: 1750 lm (Runner 16"), 3000 lm (Runner 36")
- Lumen Maintenance: $L_{70} > 50,000$ hrs

LISTING

- ETLus Listed to UL1598 (suitable for dry and damp locations)
- cETL Listed to CSA C22.2 #250.0
- ADA Compliant