



Job Name:

Contact:

Ordering Code:

Fixture Type:

# Step 1



**f** opal lens



**hc** horizontal cove



**hl** horizontal louver



**vc** vertical cove



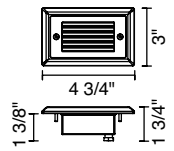
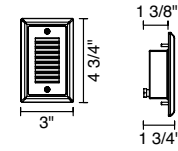
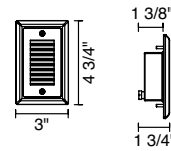
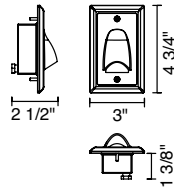
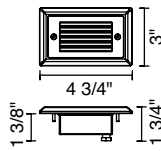
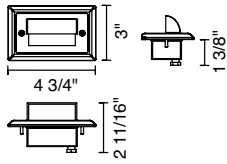
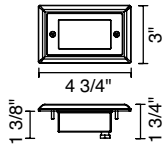
**vl** vertical louver



**vw** vertical wave



**hw** horizontal louver



### Description

Introducing Step 1. Step 1 is an energy efficient outdoor IP65 rated accent step light that fits any standard j-box in a vertical or horizontal orientation. It is offered in warm white or amber LED with brushed nickel, antique bronze, or white finish. An outer trim plate can be changed for a dual finish color design. There are 7 different face plate options including white opal face, vertical/horizontal louver, vertical/horizontal louver scoop, or vertical/horizontal wave.

### Technical Specs

- 2W LED, 3VA
- 120-240VAC, 50/60Hz
- 3000K, amber
- IP65 rated, suitable for outdoor
- Built-in enclosed driver
- Suitable for vertical and horizontal orientation
- Hole cut out: 2.85" x 1.75" for standard j-box

### Ordering Codes

Follow the steps to specify your fixture,

example:

1 Light Source	2 Finish	3 Color Temperature	4 Cover Options
<b>138021</b> LED	<b>bn</b> brushed nickel <b>bz</b> bronze <b>wh</b> white	<b>3</b> 3000k <b>amb</b> amber	<b>f</b> opal lens <b>hc</b> horizontal cove <b>vc</b> vertical cove <b>hl</b> horizontal louver <b>vl</b> vertical louver <b>vw</b> vertical wave <b>hw</b> horizontal wave