

MANUAL OUTDOOR WALL SWITCH



**OUTDOOR DOUBLE POLE WALL SWITCH
ONE ELEMENT HEATER**



**OUTDOOR DOUBLE POLE WALL SWITCH
TWO ELEMENT HEATER**

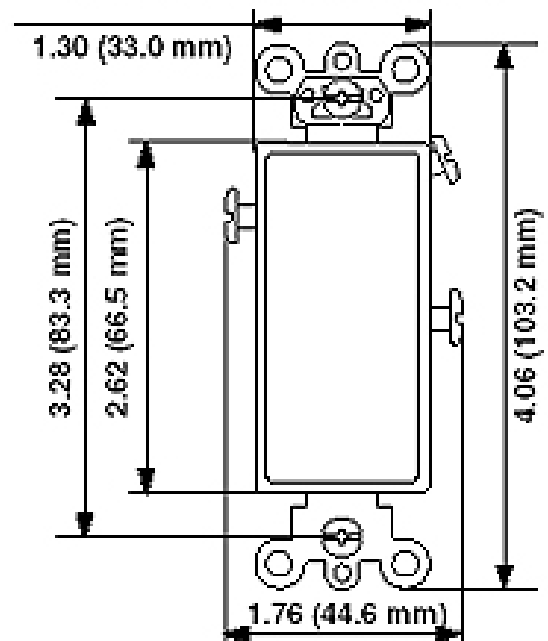
DESCRIPTION:

Bromic Heating's Manual Wall Switches are the simple on/off solution for outdoor heating control. Manufactured by Leviton, these devices combine designer styling with all the benefits of rugged Commercial Grade construction including quiet switch controls and access to top or side-wired.

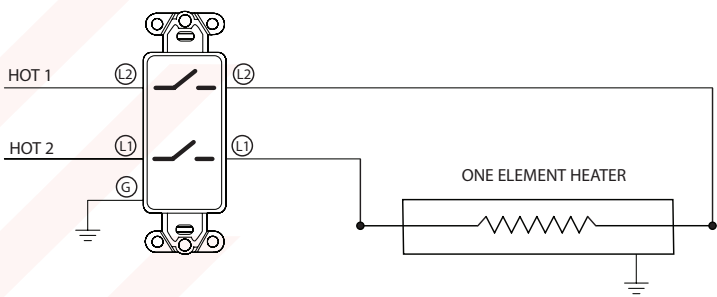
With indoor and covered outdoor single and double pole options, the 20 Amp, 120/277 volt manual wall switch can be placed where convenient access is needed. Ideal for individual element control.

DIMENSIONS:

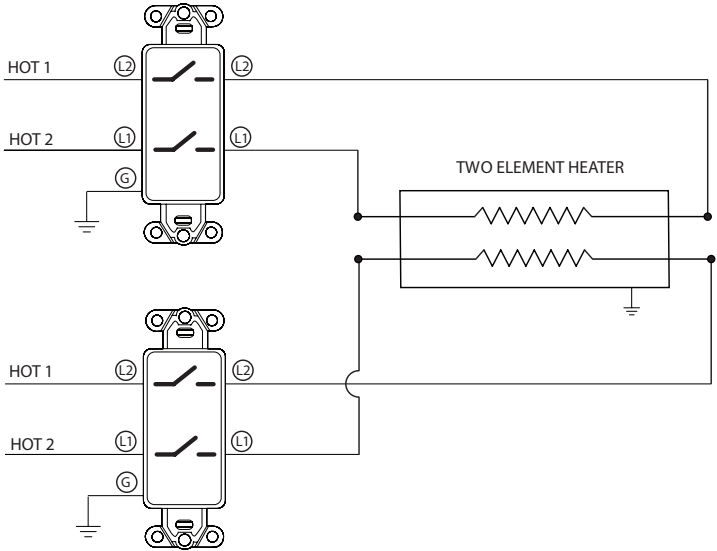
*Dimensions shown in inches (mm)



WIRING DIAGRAM:



WIRING DIAGRAM FOR LEVITON DOUBLE POLE WALL SWITCH - ONE ELEMENT HEATER



WIRING DIAGRAM FOR LEVITON DOUBLE POLE WALL SWITCH - TWO ELEMENT HEATER

PRODUCT SPECIFICATIONS

Model	BH3130081	BH3130082
Description	Manual Single 20Amp Switch 120-277V Indoor Kit	Manual Dual 20Amp Switch 120-277V Indoor Kit
Amperage	20 A	20 A
Voltage	120/277 VAC	120/277 VAC
Operating Temperature	-140°F to 149°F	-140°F to 149°F
Switch Color	White	White
Wall-Plate Color	Grey	Grey



SCAN TO LEARN
MORE ABOUT
OUR CONTROLS



SCAN TO LEARN
MORE ABOUT
OUR APP

