



Broan HRV160

Part no. HRV160T

65 to 155 CFM*

*Maximum speed at 0.4 in. w.g.



VB0211

The HRV160 is designed to provide a superior heat recovery, meeting the highest requirements of energy-efficient home programs. By getting more points from its category in the builder option packages*, it represents a cost-effective solution for efficient home contractors.

The HRV160 offers all the basic features for the new construction market, such as integrated balancing dampers and a defrosting system without negative pressure. Moreover, all aspects of its design were thought to ease balancing of air flow and simplify installation; it also offers easy access to electronic components.

This unit does not only improve the indoor air quality, it also lowers the customer's energy bills while bringing added value to the contractor.

*Applies to certain energy-efficient building programs.

- Features pressure taps, balancing dampers and port straps to simplify installation
- Easy to access electronic module
- Homeshield™ defrosting system (no negative pressure)
- Heat recovery core offers greater comfort
- Designed with 2 PSC high-pressure blowers
- Integrated draining system
- ENERGY STAR® qualified¹

REPAIRS AND MAINTENANCE

The HRV160's low power consumption PSC motors are permanently lubricated. The electronic circuit board eliminates electromechanical parts, reducing repair time to a minimum.

WARRANTY

The HRV160 unit is protected by a 5-year warranty on all parts, including the heat recovery core, with the original proof of purchase.

Available at:



¹This product earned the ENERGY STAR® by meeting strict energy efficiency guidelines set by Natural Resources Canada and the EPA. It meets ENERGY STAR® requirements only when used in Canada.

HEAT RECOVERY VENTILATOR

Controls

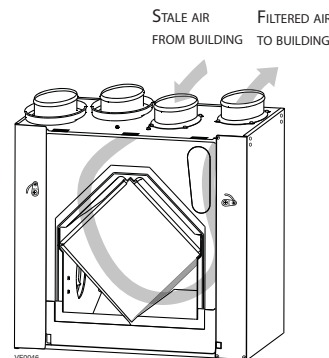
- This unit is very simple to operate. Once it is installed, press on its push button, located under the unit, to activate it. Press once for low speed, once again for high speed, and once more to stop it.
- For more convenience, this unit can also be controlled by an optional main control. For a complete list of optional main and auxiliary controls available, refer to the **Wall Control Compatibility Chart** on last pages of wall controls specification sheet, available at www.broan.com.
- For more details about controls, refer to the **Main and auxiliary wall controls** user guide, also available at www.broan.com

Option

- Complete line of registers and diffusers

Homeshield™ Defrosting System

The HRV160 uses a unique defrosting method. No negative pressure is created by air exhausted to the outdoors, as the air is recirculated into the house, helping to prevent any backdraft.



OUTSIDE TEMPERATURE °F	DEFROST CYCLE MIN./ OPERATING MIN.
WARMER THAN 23	NO DEFROST
23 TO 5	5/40
5 TO -17	5/25
-17 AND LESS	8/22

Heat Recovery Core

Dimensions: 10" x 10" x 14.25"

Exchange surface: 100 ft.²

Weight: 7.26 lb.

Material: Polypropylene

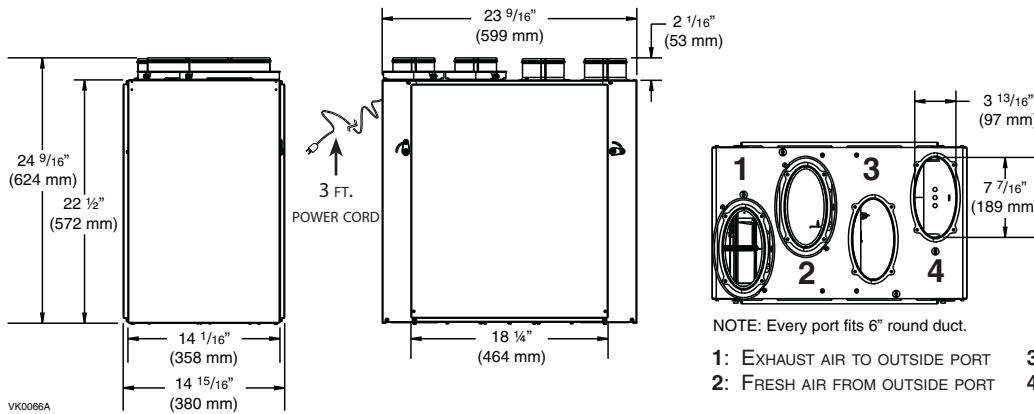
Type: Cross flow

Warranty: Limited lifetime

Requirements and standards

- Complies with the UL 1812 requirements regulating the installation of Heat Recovery Ventilators
- Complies with the CSA C22.2 no. 113 Standard applicable to ventilators
- Complies with CSA C444 requirements regulating the installation of Heat Recovery Ventilators
- Technical data was obtained from published results of tests relating to CSA C439 Standards
- HVI certified and ENERGY STAR® qualified¹

DIMENSIONS: HRV160



VK00066A

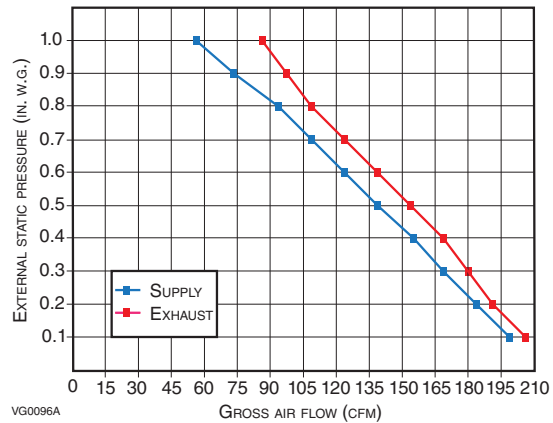
NOTE: ALL UNITS PORTS WERE CREATED TO BE CONNECTED TO DUCTS HAVING A MINIMUM OF 6" DIAMETER, BUT IF NEED BE, THEY CAN BE CONNECTED TO BIGGER SIZED DUCTS BY USING AN APPROPRIATE TRANSITION (E.G.: 6" DIAMETER TO 7" DIAMETER TRANSITION).

NOTE: Every port fits 6" round duct.

- 1: EXHAUST AIR TO OUTSIDE PORT 3: EXHAUST AIR FROM BUILDING PORT
 2: FRESH AIR FROM OUTSIDE PORT 4: FRESH AIR TO BUILDING PORT

VENTILATION PERFORMANCE

EXTERNAL STATIC PRESSURE		NET SUPPLY AIR FLOW		GROSS AIR FLOW			
PA	IN. W.G.	L/S	CFM	SUPPLY		EXHAUST	
PA	IN. W.G.	L/S	CFM	L/S	CFM	L/S	CFM
25	0.1	93	198	94	199	96	204
50	0.2	86	183	87	184	91	192
75	0.3	80	169	80	170	85	180
100	0.4	73	155	73	156	79	167
125	0.5	66	139	66	140	73	154
150	0.6	59	124	59	124	66	139
175	0.7	51	107	51	108	59	125
200	0.8	43	91	43	92	52	110
225	0.9	34	73	35	74	46	97
250	1.0	26	54	26	55	39	83



VK00066A

ENERGY PERFORMANCE

SUPPLY TEMPERATURE	NET AIR FLOW		POWER CONSUMED	SENSIBLE RECOVERY EFFICIENCY	APPARENT SENSIBLE EFFECTIVENESS	LATENT RECOVERY/ MOISTURE TRANSFER
	°F	L/S				
Heating						
32	31	65	54	75	83	0
32	40	84	66	73	80	0
32	55	116	90	69	76	0
-13	30	64	72	73	84	0.05

NOTE: All specifications are subject to change without notice.

SPECIFICATIONS

- Model: HRV160
- Part Number: HRV160T
- Total Assembled Weight (including polypropylene core): 52 lb.
- Oval shaped ports; fit 6" round ducts
- Drain: 1/2" integrated fittings with 10 ft. PVC drain hose
- Core Filters: 2 washable Merv 7 filters, 9.2" x 14.25" x 0.38"
- Housing: Pre-painted steel
- Insulation: Expanded polystyrene
- Mounting: Suspension by chains and springs
- Supply and Exhaust Blower Motors: 2 PSC motors
 - Protection type: Thermally protected
 - Insulation class: F
- Heat Recovery Core:
 - Heat Exchange Surface Area: 100 ft.²
 - Type/Material: Crossflow/Polypropylene
- Speed Control on Unit:
 - Low speed and high speed
 - Other modes available with Altitude, Deco-Touch or Lite-Touch Constructo main controls
- Unit Electrical Characteristics:

Volts	Frequency	Ampere	Watts
120	60 Hz	1.0	125

Project:	REMARKS
Location:	
Part no.: HRV160T	
Qty.:	
Submitted by: _____ Date: _____	

BROAN

Broan-NuTone LLC, 926 West State Street, Hartford, WI 53027 (1-877-862-7626)



www.broan.com

HRV160d160531