

24" Compact Washer

300 Series Washer – WGA12400UC



WAT28400UC
White

The 300 series washer is a perfect companion piece to the 300 series dryer, matching in quality, performance and design.

Features & Benefits

SpeedPerfect® provides up to 40% faster washing time*.

EcoSilence motor delivers quiet, efficient & long lasting performance.

At 2.2 cu. ft., Bosch washers are compact in size without sacrificing capacity so you can fit a variety of loads.

General Properties

Tub material	Stainless Steel
Maximum spin speed	1,400 rpm
Interior light	No
Leak protection systems	Reinforced Hose
Internal water heater	Yes
Stackable	Yes with Stacking Kit Accessory
Silence level – washing	54 dBA
Silence level – spinning	73 dBA
Programs (No.), [Special]	(15), [Allergen, Jeans, Heavy Duty]
Options (No.), [Special]	(6), [SpeedPerfect®, PreWash]
Energy consumption	84 kWh/yr
Water consumption	2,379 gal/yr
ENERGY STAR® certified	Yes

Capacity

Capacity	2.2 cu. ft.
----------	-------------

Design Elements

Door ring	White
Control type	Touch
Dial	White
Bosch logo on door glass	No

Technical Details

Watts	2,520 W
Circuit breaker	15 A**
Volts	208/220-240 V
Current	10.5 A
Frequency	60 Hz
Power Cord (included) [Type]	(Yes) [240V; NEMA 6-15, 3-prong]
Power cord length	63" (Full Length)
Drain hose length	57" (Full Length)
Inlet hose length	48" (Full Length)
Door hinge	Left Side (Not Reversible)

Dimensions & Weight

Overall appliance dimensions (HxWxD)	33 1/4" x 23 1/2" x 25"
Net weight	160 lbs
Minimum stack height	67 3/4"

*ADA compliance

- Meets ADA height and access requirements when installed on pedestal.
- Meets ADA operable parts requirements for controls and detergent dispenser.

Accessories

Dryer Stacking Kits




WTZ11400UC
Kit w/ Shelf

WTZ20410UC
Kit w/out Shelf

WTZSB30UC
Kit w/Brackets

Necessary only when stacking a matching Bosch dryer on top of washer. Shown here for reference only.

Power Adapters



WTZPA20UC
4-Prong

WTZPA30US
3-Prong

Matching Bosch Dryers are supplied with WTZPA20UC adapter to fit a standard 4-Prong, 30A, Dryer receptacle (NEMA 14-30R) to power both Bosch Washers and Dryers.

- Note: – 3-Prong Adapter may be ordered directly from Bosch (not supplied with Washer or Dryer).
– Use of two individual NEMA 6-15R or 6-20R receptacles/circuits may be used as alternative means to power Washer and Dryer.



WMZPW20W
Washer Pedestal



*As compared to Perm Press Heavy Soil cycle without SpeedPerfect®

**Stated circuit breaker size is if the appliance is plugged into an individual 240/208V, 15A minimum branch circuit.

Accessories: To purchase Bosch accessories, cleaners & parts please visit www.bosch-home.com/us/store or call 1-800-944-2904 (Mon to Fri 5 am to 6 pm PST, Sat 6 am to 3 pm PST).

Notes: All height, width and depth dimensions are shown in inches. BSH reserves the absolute and unrestricted right to change product materials and specifications, at any time, without notice. Consult the product's installation instructions for final dimensional data and other details prior to making cutout.

Warranties: Please see Use & Care manual or Bosch website for statement of limited warranty.

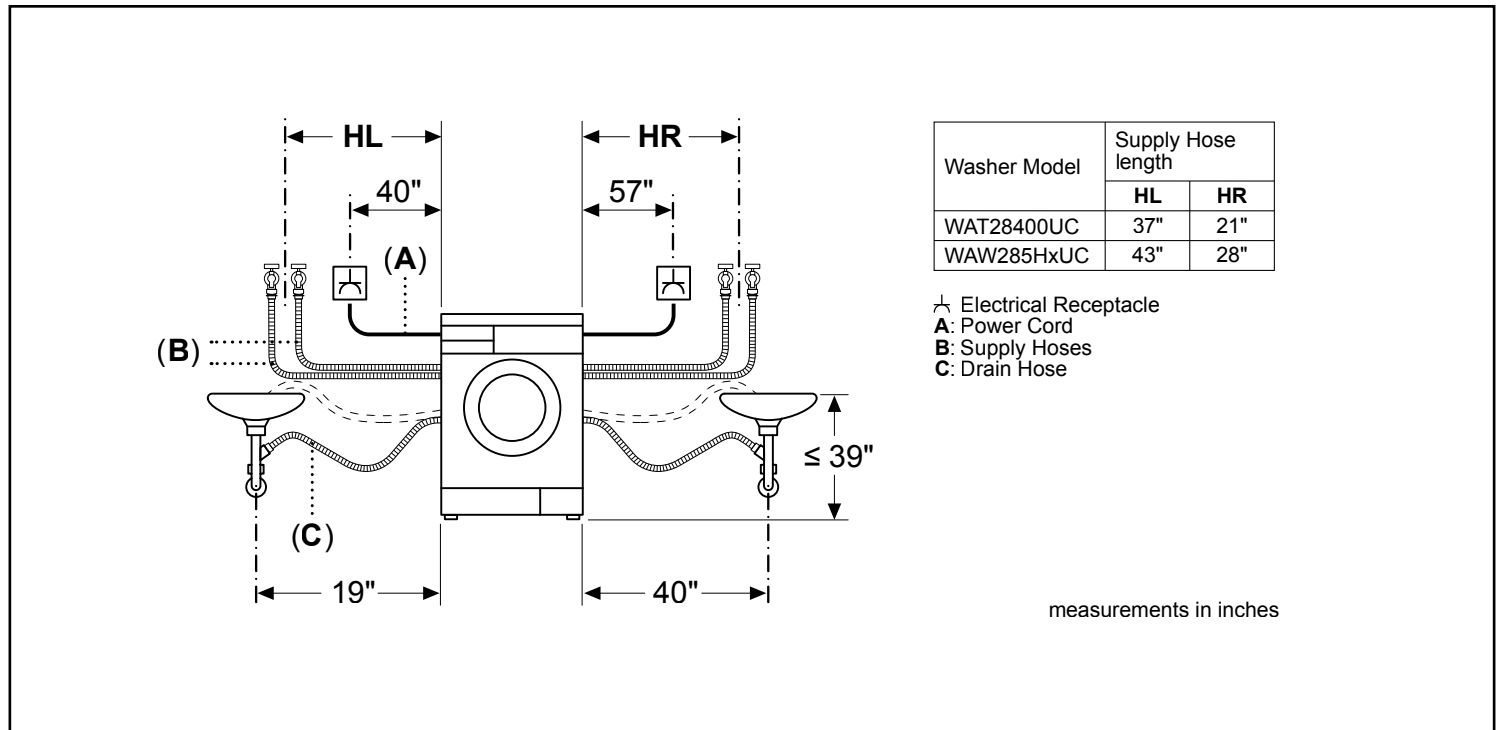
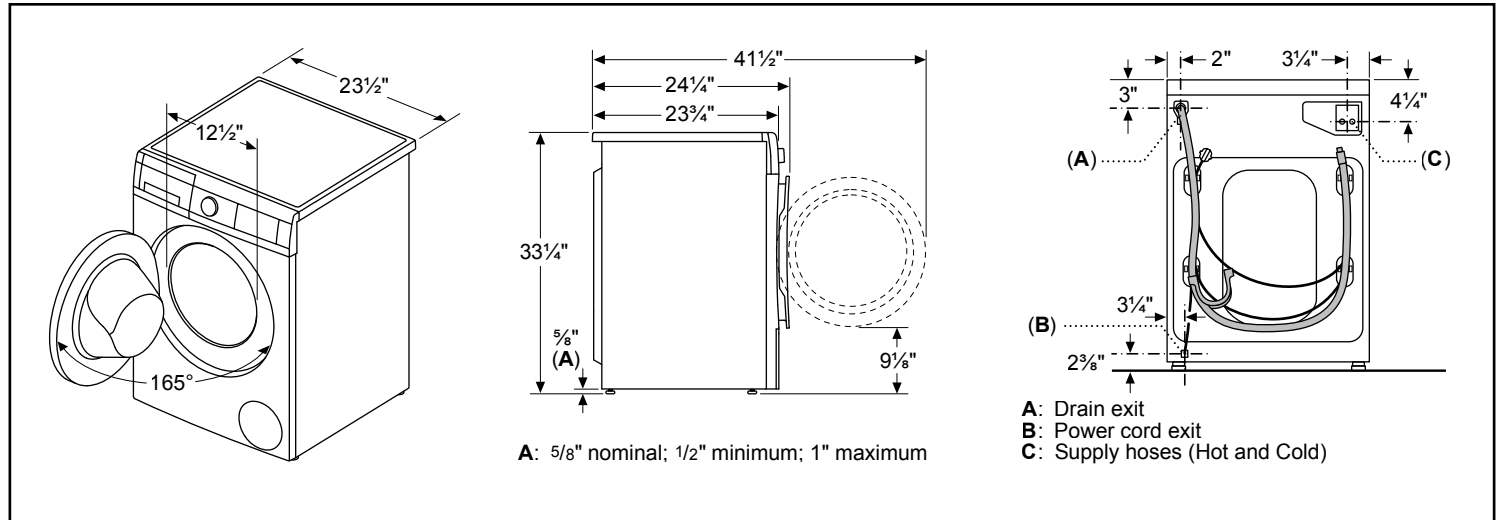
For more information on our entire line of products, go to www.bosch-home.com/us or call 1-800-944-2904

© BSH Home Appliances Corporation. All rights reserved. Bosch is a registered trademark of Robert Bosch GmbH.

24" Compact Washer

300 Series Washer – WGA12400UC

Installation Details



Accessories: To purchase Bosch accessories, cleaners & parts please visit www.bosch-home.com/us/store or call 1-800-944-2904 (Mon to Fri 5 am to 6 pm PST, Sat 6 am to 3 pm PST).

Notes: All height, width and depth dimensions are shown in inches. BSH reserves the absolute and unrestricted right to change product materials and specifications, at any time, without notice. Consult the product's installation instructions for final dimensional data and other details prior to making cutout.

Warranties: Please see Use & Care manual or Bosch website for statement of limited warranty.

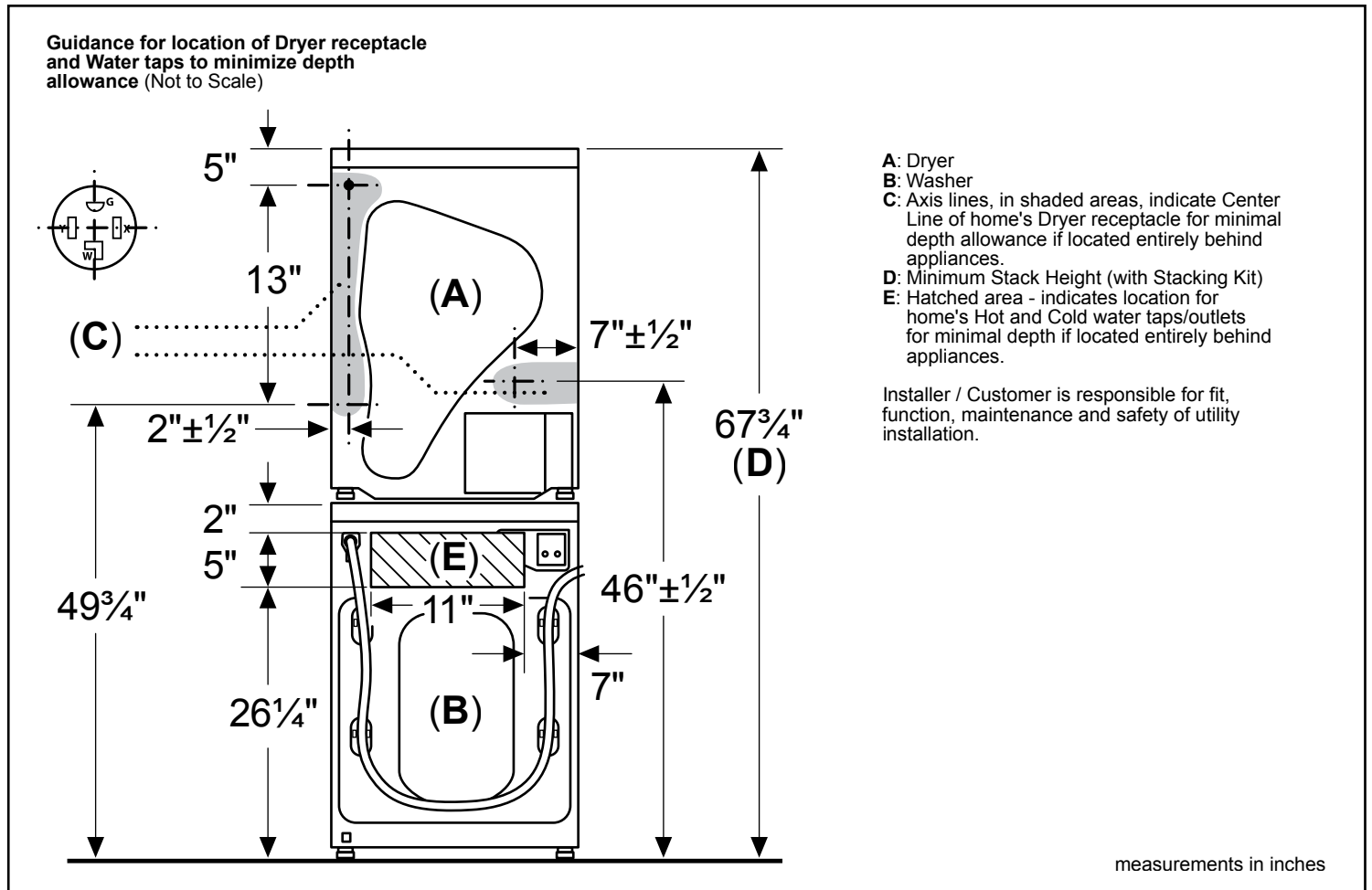
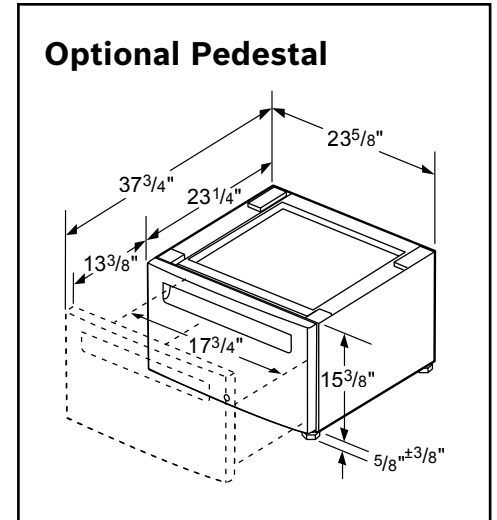
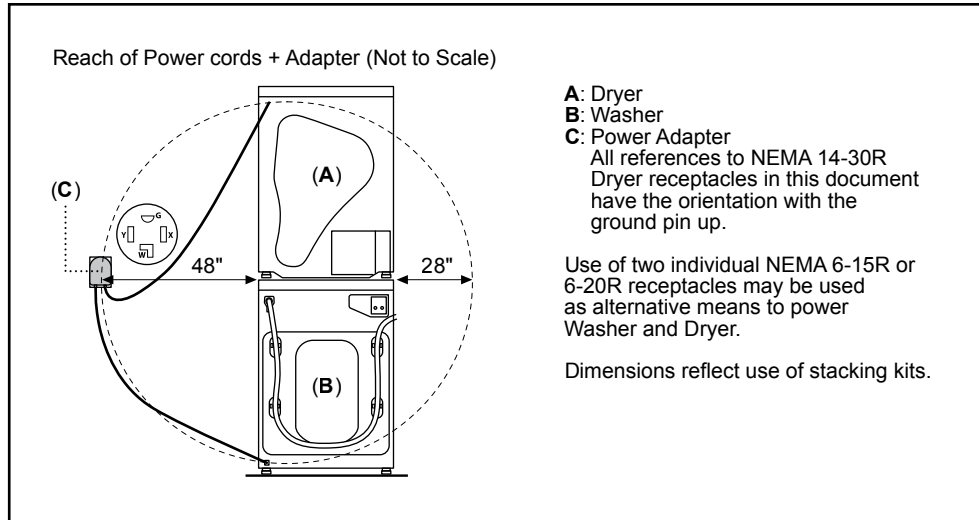
For more information on our entire line of products, go to www.bosch-home.com/us or call 1-800-944-2904

© BSH Home Appliances Corporation. All rights reserved. Bosch is a registered trademark of Robert Bosch GmbH.

24" Compact Washer

300 Series Washer – WGA12400UC

Installation Details



Accessories: To purchase Bosch accessories, cleaners & parts please visit www.bosch-home.com/us/store or call 1-800-944-2904 (Mon to Fri 5 am to 6 pm PST, Sat 6 am to 3 pm PST).

Notes: All height, width and depth dimensions are shown in inches. BSH reserves the absolute and unrestricted right to change product materials and specifications, at any time, without notice. Consult the product's installation instructions for final dimensional data and other details prior to making cutout.

Warranties: Please see Use & Care manual or Bosch website for statement of limited warranty.

For more information on our entire line of products, go to www.bosch-home.com/us or call 1-800-944-2904

© BSH Home Appliances Corporation. All rights reserved. Bosch is a registered trademark of Robert Bosch GmbH.

24" Compact Washer

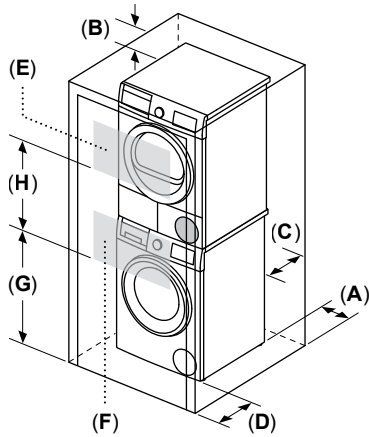
300 Series Washer – WGA12400UC



BOSCH
Invented for life

Installation Details

Closet: Stacked Washer and Condensation Dryer



Minimum clearance requirements
(Stacked, Stand Alone or Side by Side):

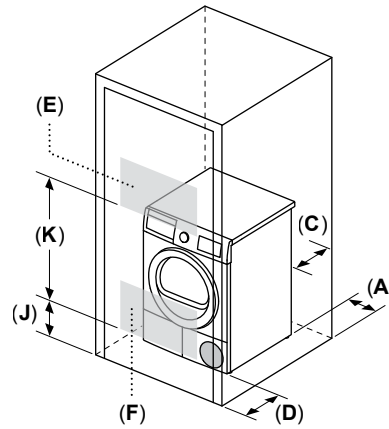
- A: Both sides (left and right) – $\frac{5}{8}$ "
- B: Top – $6\frac{1}{4}$ "
- C: Rear – $2\frac{1}{2}$ "
- D: Front – $2\frac{1}{2}$ "

Minimum louvered area and spacing:

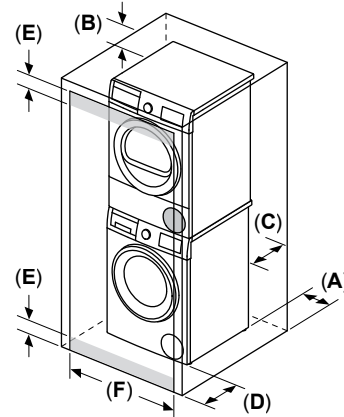
- E: Top louver area – 63 sq. in.
- F: Bottom louver area – 63 sq. in.
- G: Lower Height (stacked) – 37"
- H: Upper Height (stacked) – 26"
- J: Lower Height (stand alone) – 3"
- K: Upper Height (stand alone) – 29"

For shortest drying times keep closet door open while dryer is operating. When closet doors are closed, open areas only allow minimal drying results (expect long drying times).

Closet: Stand Alone (shown) or Side by Side



Closet: Stacked Washer with Heat Pump Dryer



Minimum clearance requirements
(Stacked, Stand Alone or Side by Side):

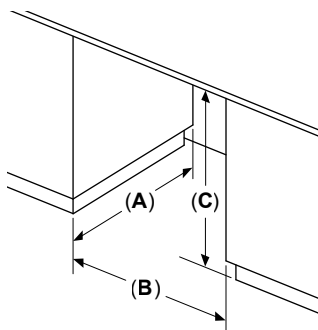
- A: Both sides (left and right) – $\frac{1}{2}$ "
- B: Top – $6\frac{1}{4}$ "
- C: Rear – 3"
- D: Front – $\frac{1}{2}$ "

Minimum door undercut (louvered area):

- E: Undercut height (Top and Bottom) – $1\frac{1}{4}$ "
Louvered areas of equal total sizes and split between upper and lower portions of door are permitted.
- F: Undercut width (Top and Bottom):
– 24" minimum for Stacked and Stand Alone
– 48" minimum for Side by Side

For shortest drying times keep closet door open while dryer is operating. When closet doors are closed, open areas only allow minimal drying results (expect long drying times).

Under Counter (Preferred)

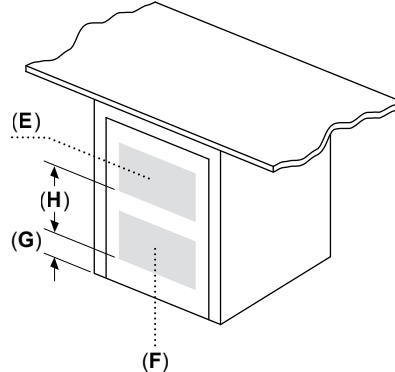


Minimum opening dimensions:

- A: Depth – 28"
- B: Width – $23\frac{3}{8}$ "
- C: Height – $34\frac{1}{2}$ "

Front of appliance fully open.
No doors or coverings.

Under Counter Enclosed (Less Preferred)



If the front of the appliance is covered, louvered openings must be installed as shown and front/rear clearances adhered to according to closet installations.

Minimum louvered area and spacing:

- E: Top louver area – 63 sq. in.
- F: Bottom louver area – 63 sq. in.
- G: Lower Height – 3"
- H: Upper Height – 14"

For shortest drying times keep cabinet door open while dryer is operating. When cabinet door is closed, open areas only allow minimal drying results (expect long drying times).

measurements in inches

Accessories: To purchase Bosch accessories, cleaners & parts please visit www.bosch-home.com/us/store or call 1-800-944-2904 (Mon to Fri 5 am to 6 pm PST, Sat 6 am to 3 pm PST).

Notes: All height, width and depth dimensions are shown in inches. BSH reserves the absolute and unrestricted right to change product materials and specifications, at any time, without notice. Consult the product's installation instructions for final dimensional data and other details prior to making cutout.

Warranties: Please see Use & Care manual or Bosch website for statement of limited warranty.

For more information on our entire line of products, go to www.bosch-home.com/us or call 1-800-944-2904

© BSH Home Appliances Corporation. All rights reserved. Bosch is a registered trademark of Robert Bosch GmbH.