

BIO BIDET

A1

Handheld Sprayer



Installation
Manual &
Operating
Instructions

CAUTION

When installing this unit be sure that the water supply valve by your toilet is fully turned off and that there is no flow/leak of water before removing any plumbing components from your toilet. Failure to do so could result in flooding and water damage.

Do not over-tighten plumbing connections.

Use all supplied O-rings to prevent leaks.

NOTE: THE T-VALVE MUST BE SHUT OFF AFTER EACH USE. Failure to turn off after each use may cause flooding and water damage.

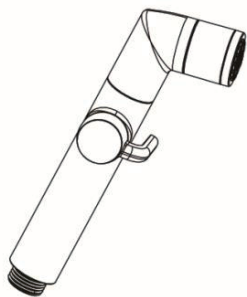
BBC Innovation is not responsible for damage that is caused by failure to follow this instruction.

BIO BIDET A1

Parts List

Handheld Bidet	1
7/8" T-Valve Shutoff	1
7/8" Flat Washer *inside end of T-Valve	1
48" Stainless Steel Supply Hose	1
1/2" Protective Washer *inside ends of supply hose	2
Spray Holster with Mounting Screws	1
Expanding Nut	2
Screw	2
Owner's Manual	1

BIO BIDET® A1



Handheld Bidet

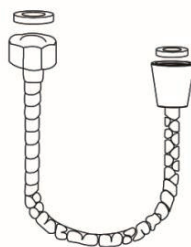


T-Valve Shutoff

(Be sure Flat Washer is inside end of T-Valve)



Spray Holster



Stainless Steel
Supply Hose



X2

Expanding nut

(use to fix the spray
holster on wall)




X2

Screw

(use to fix the spray
holster on wall)

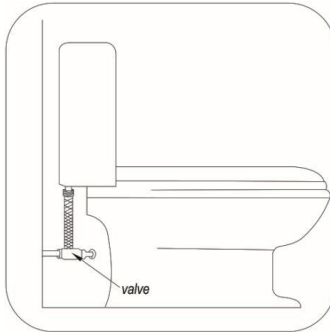
Installation Instructions

CAUTION: Do not over tighten any connections. Over tightening connections can cause damage to the parts.



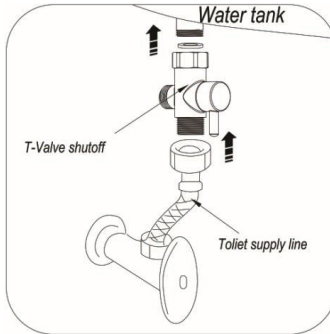
BIO BIDET® A1

1.



Shut off water supply to toilet. Flush toilet to drain all water inside the tank.

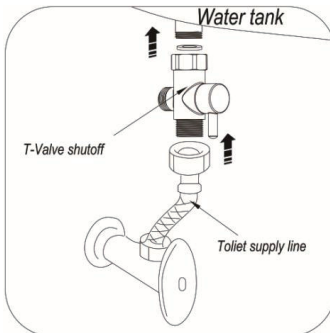
2.



Disconnect the supply line from the toilet fill valve. Attach 7/8" T-Valve Shutoff to the threaded fill valve on your toilet. Be sure the 7/8" Flat Washer is in T-Valve before installing. Position the T-Valve so that the shutoff handle is facing the front of the toilet.

is in T-Valve before installing. Position the T-Valve so that the shutoff handle is facing the front of the toilet.

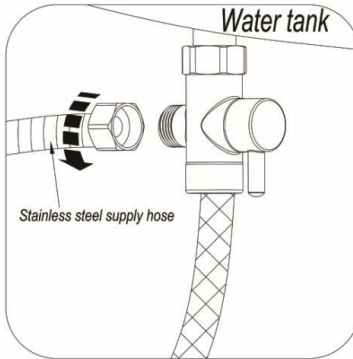
3.



Reattach your existing toilet supply line to the bottom of the T-Valve. Be sure all connections are secure, and no leaking or water is present.

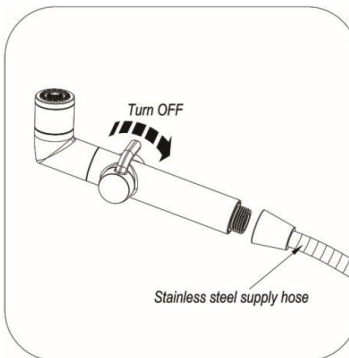
BIO BIDET® A1

4.



Remove protective plastic covers and threaded caps from ends of 48" Stainless Steel Supply Hose. Attach the hex-head end of the hose to the T-Valve.

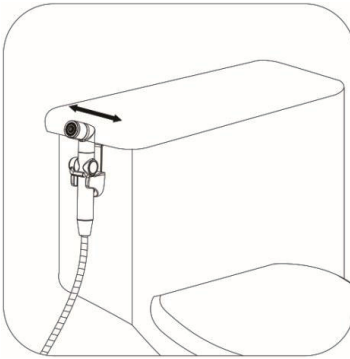
5.



Attach the Handheld Bidet to the other end of the supply hose. As a precaution, slide the level on the handheld bidet sprayer to "off", which is away from the sprayer head

6. Mounting Spray Holster:

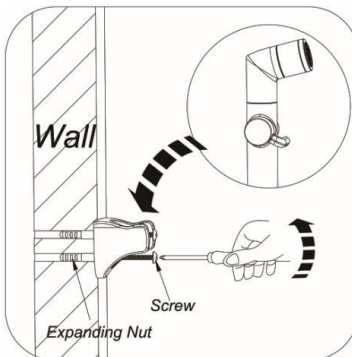
Option1



Toilet Mount:

Carefully remove toilet lid and place holder in desired location.

Option2



Wall Mount:

Using a Phillips screwdriver, remove the plastic toilet clip. Find desired location on wall near toilet and use screw (included) to attach the Holster to wall.

8. Turn on water supply valve on the back wall and check for any leaks. Use common plumbers tape if necessary on any leaking threads, reattach and test again.

Operation

1. Open the T-Valve to allow water to flow to the Handheld Bidet sprayer.
2. Direct the Handheld Bidet to the appropriate area and slide the lever to the “on” position.
3. When finished, slide the lever to the “off” position and close the T-Valve.

NOTE: THE T-VALVE MUST BE SHUT OFF AFTER EACH USE. Failure to turn off after each use may cause flooding and water damage.

BBC Innovation is not responsible for damage that is caused by failure to follow this instruction

Warranty

Your Bio Bidet,

Is warranted against defects of workmanship for one (1) year from the date of original purchase. Defective parts or a defective product returned to Bio Bidet will be repaired with new or comparable rebuilt parts or exchanged for a refurbished Bio-Bidet as determined by Bio Bidet at their sole direction.

This limited warranty given by Bio Bidet covers all defects encountered in normal use of your Bio Bidet, and does not apply in the following cases.

1. Loss of or damage to Bio Bidet due to abuse, misuse, tampering, mishandling, improper packaging by you, alteration and failure to follow operating instructions.
2. Use of parts or supplies (other than those provided by Bio Bidet's dealers) that cause damage to your Bio-Bidet.
3. Replacement of discolored or stained parts caused by chlorine, bleach, ammonia and other chemicals, cleaning supplies, oxidation, normal wear and tear.
4. Damage to or malfunction of the unit as a result of improper and negligent installation.
5. Any and all damages to plumbing, walls, floors, ceiling, and personal properties resulting from water leaks or damage.

The product must be used at the user's own risk. Therefore, the owner hereby releases the manufacturer and distributor from any and all claims for damages where the above condition exists.

No implied warranty, including any implied warranty of merchantability or fitness or a particular purpose, applies to Bio bidet after the applicable period of the express limited warranty stated above, and no other express warranty or guarantee, except as mentioned above, given by any person or entity with respect to Bio Bidet shall bind Bio Bidet, (some states and provinces do not allow limitations on how long an implied warranty, so the above limitation may not apply to you) BBC innovation shall not be liable for the revenues or profits, inconvenience, expense for substitute equipment or service, or any other special, incidental or consequential damages caused by the use or misuse of, or inability to use, Bio Bidet, regard-less of the possibility and foreseeability of such damages. In no event shall recovery of any kind against BBC innovation be greater in amount than the purchase price of the product and causing the alleged damage. Without limiting the foregoing, you assume all risk and liability for loss, damage or injury to you and your property and to others and their property arising out of use or misuse of, or inability to use, the Bio-Bidet not caused directly by the negligence or BBC innovation. This limited warranty shall not extend to anyone other than the original purchaser of the Bio-Bidet.

Thank you

Technical Support/ Customer Service

Bio Bidet

204 Berg ST. Algonquin, IL 60102

T: 847.458.2334

U.S TOLL FREE: 877.339.5214

support@biobidet.com

www.biobidet.com