

DOWNLOAD THE HAIKU APP.

The Haiku app lets you connect your fan to a smart thermostat, customize your fan settings, and even control your fan with simple voice commands using an Amazon Alexa-enabled device.

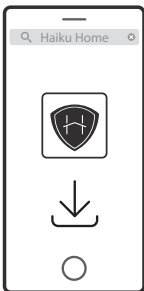
Download



Connect



Customize



Download the Haiku app from your preferred app store.











Follow the on-screen instructions to connect your fan to your mobile device.

Have your Wi-Fi network name and password handy.

Personalize your app settings to get the full range of SenseME features. You can also pair your fan with an Amazon Alexa-enabled device, Google Assistant-enabled device, or smart thermostat!



GET TO KNOW YOUR REMOTE.

| | |
|---|---|
|  | Fan On/Off |
|  | Light On/Off |
|  | Increases fan speed or light brightness |
|  | Decreases fan speed or light brightness |
|  | Sets fan timer length of up to eight hours (each press extends duration one hour) |
|  | Clears active fan timer |
|  | Turns on Whoosh mode to simulate a natural breeze |
|  | Turns off light and automatically adjusts fan speed to keep you comfortable while you sleep |

Do not expose remote to water.