

2060R, RD2060R, RD2068R – 4 1/2"

Size Open (Inches) (MM)	Gauge of Metal (Inches) (MM)	Flat Head Screws Per Piece		Quantity Per Box	Quantity Per Case	Case Weight (Lbs.) (Kg)
		Machine	Wood			
4 1/2 x 4 (114x102)	.134 (3.4)	8-12-24 x 1/2	8-12 x 1 1/4	3 EA.	48 EA.	50 (23)
4 1/2 x 4 1/2 (114x114)	.134 (3.4)	8-12-24 x 1/2	8-12 x 1 1/4	3 EA.	48 EA.	53 (24)

Adjusting Instructions

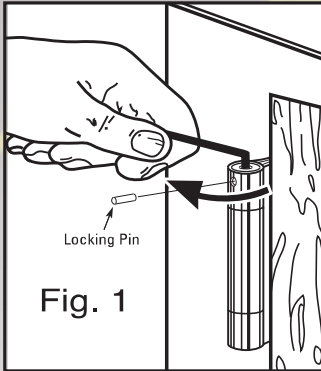


Fig. 1

To Increase Torque (Fig 1)

- Close door
- Engage 5/32" hex wrench
- Rotate clockwise to increase torque
- Do not exceed 6 ratchet "clicks"

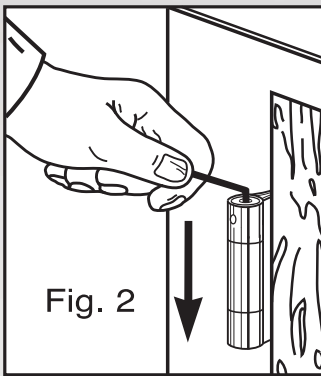


Fig. 2

To Decrease Torque (Fig 2)

- Close door
- Engage 5/32" hex wrench
- Depress wrench to disengage ratchet
- Let wrench rotate counter-clockwise to new setting
- Allow wrench to rise

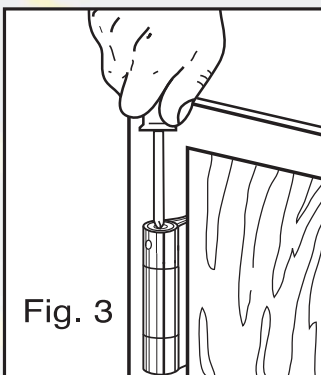


Fig. 3

Install Locking Safety Screw (Fig 3)

- Install 6-32 5/8" recessed head machine screw packed with hinge

Door Size and Weight	Number of Spring Hinges Required
For doors up to 80 lbs. (36Kg) not exceeding 3' 0" x 7' 6" x 1 3/4" (914 x 2286 x 44mm)	1 each No. 2060R, RD2060R or RD2068R with 2 each anti-friction bearing hinges of same size
For doors up to 130 lbs. (59Kg) not exceeding 3' 0" x 7' 6" x 1 3/4" (914 x 2286 x 44mm)	2 each No. 2060R, RD2060R or RD2068R with 1 each anti-friction bearing hinges of same size
For doors up to 180 lbs. (81.6Kg) not exceeding 3' 0" x 7' 6" x 1 3/4" (914 x 2286 x 44mm)	3 each No. 2060R, RD2060R or RD2068R
For doors up to 180 lbs. (81.6Kg) not exceeding 4' 0" x 8' 0" x 1 3/4" (1219 x 2438 x 44mm)	4 each No. 2060R, RD2060R or RD2068R

When drafts or wind conditions exist, or carpets, door bottoms, bowed or twisted doors or frames, pivot point misalignment or improper latch adjustment affect either the free swinging or latching of the door, additional spring hinges may be required.

* NFPA-80 stipulates minimum of 2 spring hinges shall be used on labeled doors.

**For fire doors refer to NFPA-80, section 6.4.3.1.

2060R, RD2060R, RD2068R – 4"

Size Open (Inches) (MM)	Gauge of Metal (Inches) (MM)	Flat Head Screws Per Piece		Quantity Per Box	Quantity Per Case	Case Weight (Lbs.) (Kg)
		Machine	Wood			
4 x 4 (102x102)	.099 (2.5)	8-12-24 x 1/2 with #9 head	8-9 x 1	2 EA.	50 EA.	38 (17)

Door Size and Weight	Number of Spring Hinges Required
For doors up to 3' 0" x 7' 0" x 1 3/4" (914 x 2134 x 44mm) not exceeding 50 lbs. (23Kg)	1 each No. 2060R, RD2060R or RD2068R with 2 each similar sized hinges
For doors up to 3' 0" x 7' 0" x 1 3/4" (914 x 2134 x 44mm) not exceeding 85 lbs. (39Kg)	2 each No. 2060R, RD2060R or RD2068R with 1 each similar sized hinge
For doors up to 3' 0" x 7' 0" x 1 3/4" (914 x 2134 x 44mm) not exceeding 110 lbs. (50Kg)	3 each No. 2060R, RD2060R or RD2068R

Similar sized hinges used with spring hinges must present the same pivot point. When used as part of a complete listed assembly similar hinges must be the same as those tested. Otherwise, anti-friction hinges must be used.

* NFPA-80 stipulates minimum of 2 spring hinges shall be used on labeled doors.

**For fire doors refer to NFPA-80, section 6.4.3.1.

2060R, RD2060R, RD2068R – 3 1/2"

Size Open (Inches) (MM)	Gauge of Metal (Inches) (MM)	Flat Head Screws Per Piece		Quantity Per Box	Quantity Per Case	Case Weight (Lbs.) (Kg)
		Machine	Wood			
3 1/2 x 3 1/2 (89x89)	.099 (2.5)	6-10-24 x 1/2 with #9 head	6-9 x 1	2 EA.	50 EA.	32 (15)

Door Size and Weight	Number of Spring Hinges Required
For doors up to 3' 0" x 7' 0" x 1 3/8" (914 x 2134 x 35mm) not exceeding 50 lbs. (23Kg)	1 each No. 2060R, RD2060R or RD2068R with 2 each similar sized hinges
For doors up to 3' 0" x 7' 0" x 1 3/8" (914 x 2134 x 35mm) not exceeding 85 lbs. (39Kg)	2 each No. 2060R, RD2060R or RD2068R with 1 each similar sized hinge
For doors up to 3' 0" x 7' 0" x 1 3/8" (914 x 2134 x 35mm) not exceeding 110 lbs. (50Kg)	3 each No. 2060R, RD2060R or RD2068R

Similar sized hinges used with spring hinges must present the same pivot point. When used as part of a complete listed assembly similar hinges must be the same as those tested. Otherwise, anti-friction hinges must be used.

* NFPA-80 stipulates minimum of 2 spring hinges shall be used on labeled doors.

**For fire doors refer to NFPA-80, section 6.4.3.1.