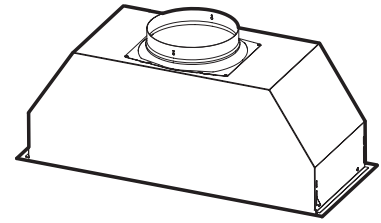


# MODELS P195P1M52SB6 & P195P1M70SB6 POWER PACK



**Best quality design and craftsmanship in a unit that mounts flush with the bottom of cabinets or in a custom hood that uses 6-inch duct.**

### FEATURES

- Italian design
- Cabinet mount – custom applications
- Finish: 430 Stainless Steel (0.050" thick)
- Widths: 21-3/16", 28-5/16"
- 6" round duct connector/back-draft damper
- Convertible to recirculating mode with filter kit sold separately
- Perimeter Aspiration
  - Decorative hinged panel
  - Higher velocity around perimeter
- 2-level halogen lighting (2 bulbs included. Type T3, 12 volt, 20 watts max., G4 base)
- Electronic, push button controls:
  - 4 speeds
  - 10-min. delay off
  - 30-hr. filter clean indicator
  - Lights
- Pro 600 blower
- Heat Sentry™ - automatically turns blower to high speed when excess cooking heat is detected
- For indoor use only

### OPTIONS

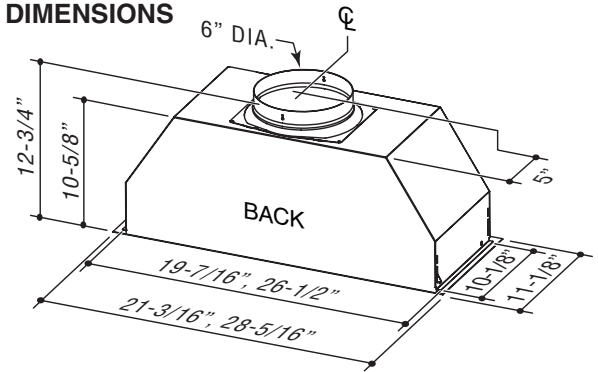
- Recirculating filters (AFCP195P52, AFCP195P70)
- Stainless liner (L5230, L7036, L7048)
- Ambient light panels (ALP30, ALP36, ALP48)
- Remote control (ACR2)
- Make-up air dampers (MD6T, MD8T, MD10T)
- 8" Transition (B08010849)

This product was tested by Broan-NuTone for airflow performance using the ANSI/AMCA 210 Standard, which is equivalent to the Home Ventilating Institute HVI 916 - Procedure for Air Flow Testing, and tested for sound performance using the ANSI S12.51 Standard, which is equivalent to the Home Ventilating Institute HVI 915 - Procedure for Loudness Rating of Residential Fan Products.

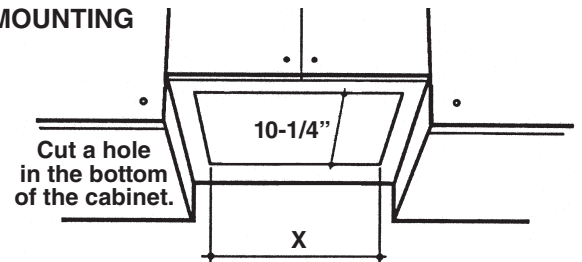


BEST Hartford, Wisconsin [www.BestRangeHoods.com](http://www.BestRangeHoods.com) 800-558-1711  
BEST Drummondville, QC, Canada [www.BestRangeHoods.com](http://www.BestRangeHoods.com) 866-737-7770

### DIMENSIONS



### MOUNTING



**X = 19-1/2" for P195P1M52SB6**  
**X = 26-5/8" for P195P1M70SB6**

Mount power pack so bottom is 24" to 30" over cooking surface.  
Custom metal liner may be required – contact local building authority.

### SPECIFICATIONS

MODEL	VOLTS	CFM (High / Working Speed)	SONES (High / Working Speed)	AMPS
P195P1M52SB6	120	520 / 190	9.5 / 1.0	3.4
P195P1M70SB6	120	520 / 200	8.0 / 1.0	3.4

REFERENCE	QTY.	REMARKS	Project
			Location
			Architect
			Engineer
			Contractor
			Submitted by <span style="float: right;">Date</span>