

⚠ WARNING

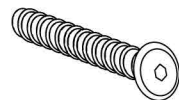
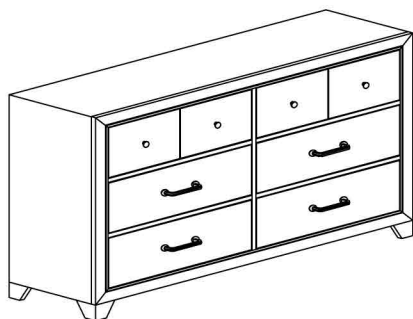


Children have died from furniture tipover. To reduce the risk of furniture tipover:

- ALWAYS install tipover restraint provided.
- NEVER put a TV on this product.
- NEVER allow children to stand, climb or hang on drawers, doors, or shelves.
- NEVER open more than one drawer at a time.
- Place heaviest items in the lowest drawers.



*This is a permanent label.
Do not remove!*



A

x8 JCBC Bolt M6 x 40MM *
x8 Boulon JCBC M6 x 40MM
x8 JCBC Perno M6 x 40MM



B

x8 Spring Washer M6 *
x8 Rondelle à ressort M6
x8 Arandela auto-bloqueante M6



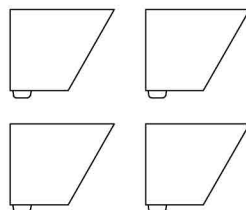
C

x8 Flat Washer M6 *
x8 Rondelle Plate M6
x8 Arandela Plana M6



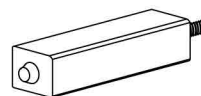
D

x1 Allen Key 4 x 65MM *
x1 Clé hexagonale 4 x 65MM
x1 Llave Allen 4 x 65MM



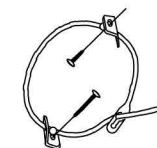
E

x4 Leg *
x4 Patte
x4 Pata



F

x1 Center Leg *
x1 Pattes centrales
x1 Patas centrales



G

x1 Tipping restraint
x1 Liste des pièces de quincaillerie antibasculement
x1 Abrazadera antivuelco

**Replaceable Part*

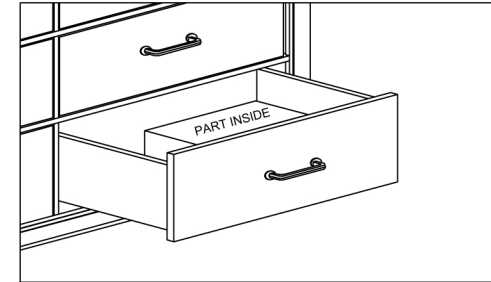
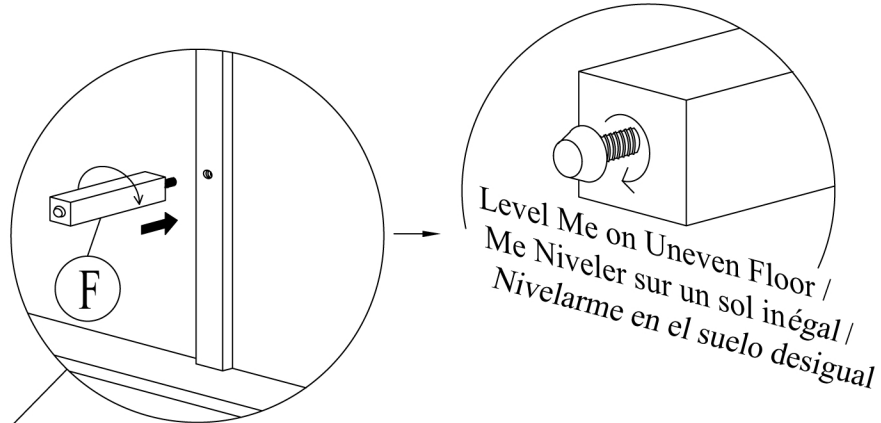
DESCRIPTION / DESCRIPCIÓN : DRESSER / COMMODE / TOCADOR

⚠ WARNING

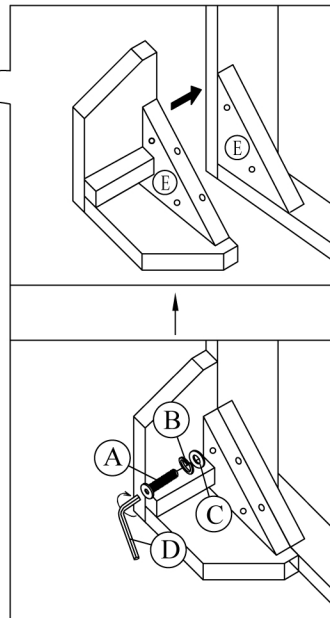
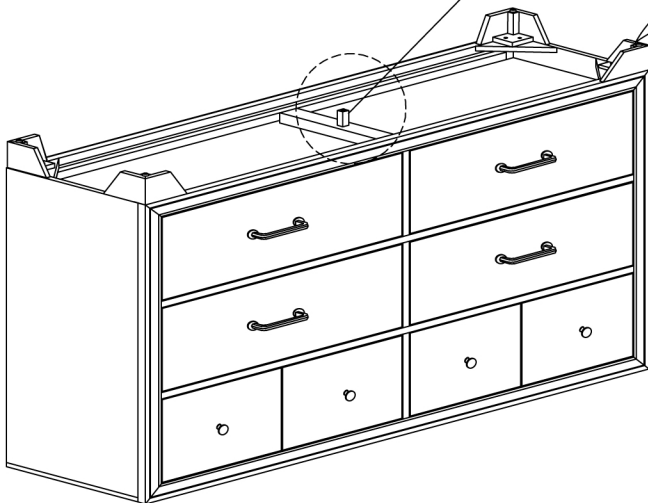
Children have died from furniture tipover. To reduce the risk of furniture tipover:

- ALWAYS install tipover restraint provided.
- NEVER put a TV on this product.
- NEVER allow children to stand, climb or hang on drawers, doors, or shelves.
- NEVER open more than one drawer at a time.
- Place heaviest items in the lowest drawers.

*This is a permanent label.
Do not remove!*

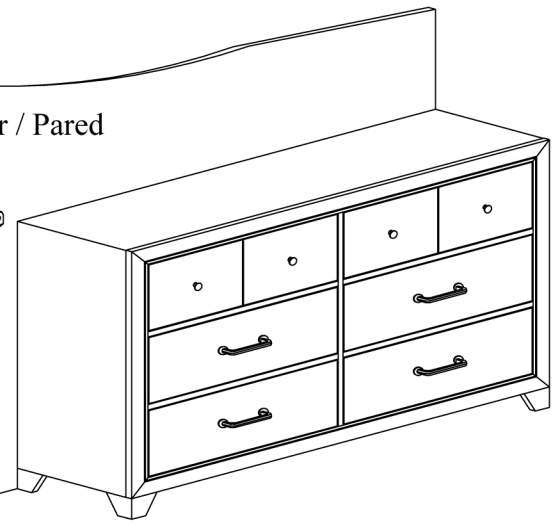


HARDWARE & LEGS (PACKED INSIDE DRAWER)
QUINCAILLERIE ET PIEDS (EMBALLÉS À L'INTÉRIEUR DU TIROIR)
HERRAJES Y PATAS (EMPAQUETADO DENTRO DEL CAJÓN



AFFIX TO WALL
BEHIND DRESSER /
KENAFFIX AU MUR
DERRIÈRE LA
COMMODE /
KENAFFIX A LA
PARED DETRÁS DE
LA CÓMODA

Wall / Mur / Pared



**Replaceable Part*

WARNING




Children have died from furniture tipover. To reduce the risk of furniture tipover:

- ALWAYS install tipover restraint provided.
- NEVER put a TV on this product.
- NEVER allow children to stand, climb or hang on drawers, doors, or shelves.
- NEVER open more than one drawer at a time.
- Place heaviest items in the lowest drawers.



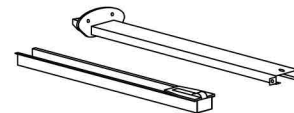
*This is a permanent label.
Do not remove!*



x4 RS496-410-KNOB *
Knob with Screw
Poignée + vis
Tirador + Tornillo



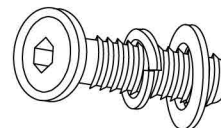
x4 RS496-410-PULL *
Pull with Screw
Tirer + vis
Tirer + Tornillo



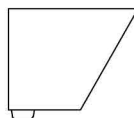
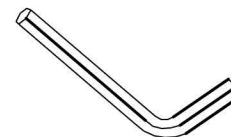
x6 RS496-410-DG *
Drawer Glide
Glissière
Carril de deslizamiento



x4 RC-BR-NAIL *
Brown Plastic Nail
Clou en plastique
Clavo de plástico



x1 RS496-410-HWKIT *
Hardware Kit
Liste des pièces de quincaillerie
Lista del kit de materiales



x4 RS496-410-LEG *
Legs
Jambes
Piernas



x1 RS496-410-CELEG *
Center leg
Pattes centrales
Patas centrales

**Replaceable Part*

Protect Your Wood or Laminate Flooring

*This statement applies to any floor without carpet.

If not careful, all furniture including upholstery and case pieces can scratch, scuff and even gouge floors. The recommendation is to have felt, rubber pads or area rugs under furniture on flooring without carpet.

Moving your furniture

Pushing and dragging furniture over floors without carpet can lead to scratches and scuffs. Have someone help when moving the larger pieces of furniture by lifting, try using a dolly or moving pads.

Felt and rubber pads

Applying furniture pads to the feet of furniture helps cushion contact points. Furniture pads can be found at local hardware stores. Felt pads slide easily across the floor, making them ideal for dining chairs and other pieces that move with use. Rubber pads will help furniture stay in place and are perfect for larger pieces, like sofas and loveseats.

Area rugs and rug pads

Using an area rug under furniture is another way to protect your floor from scratches and scuff marks. A rug pad under the area rug will provide extra cushion and added protection.