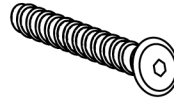



PARTS LIST / LISTE DES PIÈCES / LISTA DE PIEZAS

DESCRIPTION / DESCRIPCIÓN : NIGHTSTAND W/ USB PORT / TABLE DE CHEVET / MESA DE NOCHE



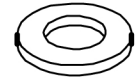
A

x8 JCBC Bolt M6 x 40MM *
x8 Boulon JCBC M6 x 40MM
x8 JCBC Perno M6 x 40MM



B

x8 Spring Washer M6 *
x8 Rondelle à ressort M6
x8 Arandela auto-bloquante M6



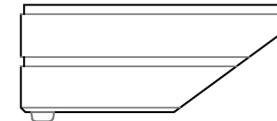
C

x8 Flat Washer M6 *
x8 Rondelle Plate M6
x8 Arandela Plana M6



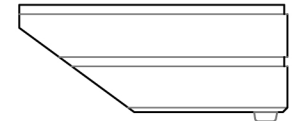
D

x1 Allen Key 4 x 65MM *
x1 Clé hexagonale 4 x 65MM
x1 Llave Allen 4 x 65MM




E

x1 Front Leg (Left) *
x1 Patte avant (Gauche)
x1 Pata delantera (Izquierda)




F

x1 Front Leg (Right) *
x1 Patte avant (Arrière)
x1 Pata delantera (Derecha)



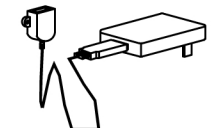
G

x1 Back Leg (Left) *
x1 Patte arrière (Gauche)
x1 Pata trasera (Izquierda)



H

x1 Back Leg (Right) *
x1 Patte arrière (Arrière)
x1 Pata trasera (Derecha)



I

x1 USB port *
x1 Prises USB
x1 Conectores USB

**Replaceable Part*

ASSEMBLY INSTRUCTIONS / NOTICE DE MONTAGE / INSTRUCCIONES DE MONTAJE

DESCRIPTION / DESCRIPCIÓN : NIGHTSTAND W/ USB PORT / TABLE DE CHEVET / MESA DE NOCHE

STEP 1

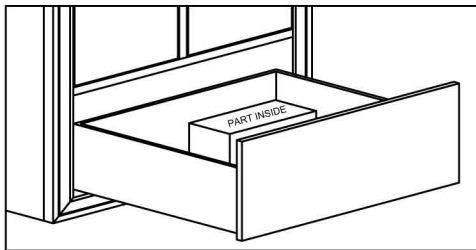
Fasten The Leg As Shown.

ÉTAPE 1

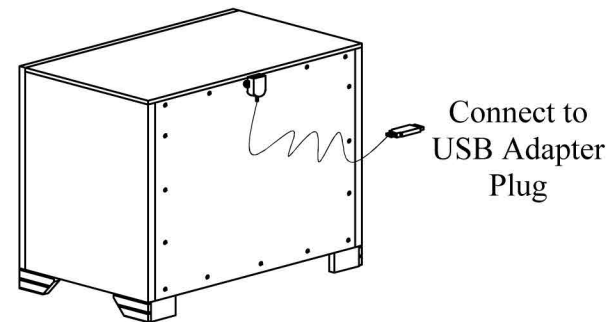
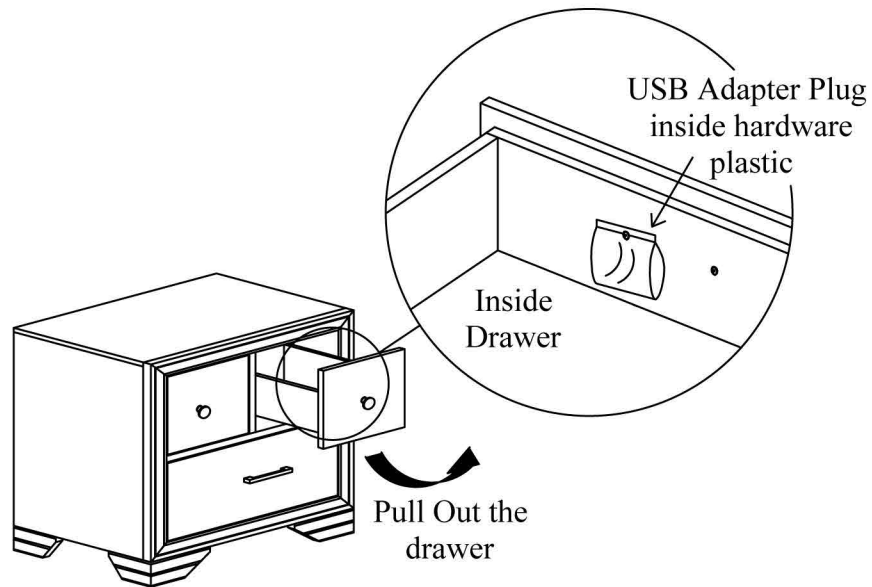
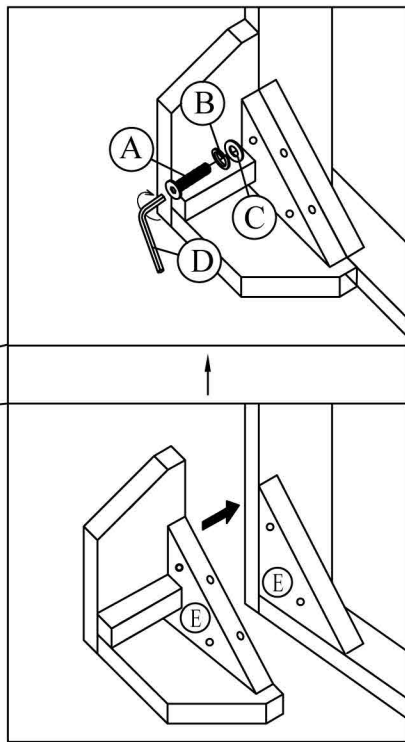
Attachez la jambe Comme Indiqué.

PASO 1

Sujete la Pierna Como Se Muestra .



HARDWARE & LEGS (PACKED INSIDE DRAWER)
QUINCAILLERIE ET PIEDS (EMBALLÉS À L'INTÉRIEUR DU TIROIR)
HERRAJES Y PATAS (EMPAQUETADO DENTRO DEL CAJÓN)



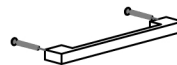
**Replaceable Part*

REPLACEABLE PART / PARTIE REMPLAÇABLE / PARTE REEMPLAZABLE

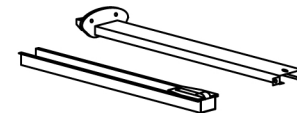
DESCRIPTION / DESCRIPCIÓN : NIGHTSTAND W/ USB PORT / TABLE DE CHEVET / MESA DE NOCHE



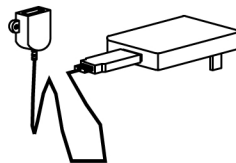
x2 RS462-450-KNOB *
Knob with Screw
Poignée + vis
Tirador + Tornillo



x1 RS462-410- PULL *
Pull with Screw
Tirer + vis
Tire + Tornillo



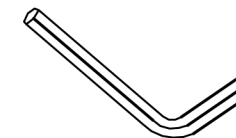
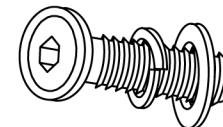
x3 RS462-410-DG *
Drawer Glide
Glissière
Carril de deslizamiento



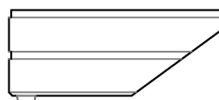
x1 RS462-450-USB *
USB port
Prises USB
Conectores USB



x4 RC-BR-NAIL *
Brown Plastic Nail
Clou en plastique
Clavo de plástico



x1 RS462-410-HWKIT *
Hardware Kit
Liste des pièces de quincaillerie
Lista del kit de materiales



x4 RS462-410-LEG *
Legs
Jambes
Piernas

**Replaceable Part*