


8mm Wall Tile Sizes




**Princess - PRI**  
GLSIMPRI256 - 2 1/2"x6" Flat - Gloss



**Dutchess - DUT**  
GLSIMPDUT256 - 2 1/2"x6" Flat - Gloss




**Duke - DUK**  
GLSIMPDUK256 - 2 1/2"x6" Flat - Gloss



**Princess - PRI**  
GLSIMPRI2510 - 2 1/2"x10" Flat - Gloss




**Dutchess - DUT**  
GLSIMPDUT2510 - 2 1/2"x10" Flat - Gloss




**Duke - DUK**  
GLSIMPDUK2510 - 2 1/2"x10" Flat - Gloss



**Princess - PRI**  
GLSIMPRI256BEV - 2 1/2"x6" Beveled - Gloss



**Dutchess - DUT**  
GLSIMPDUT256BEV - 2 1/2"x6" Beveled - Gloss



**Duke - DUK**  
GLSIMPDUK256BEV - 2 1/2"x6" Beveled - Gloss






# Imperial

Decorative (Glass)

Photo Features 2 1/2"x6" Beveled Wall Tile - Gloss in Princess.

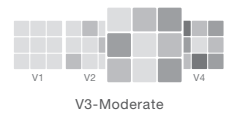
## SIZING & PACKAGING

Type	Shape	Item Code	Size	Description	Pcs / Ctn	Sf / Ctn
Wall		GLSIMP***256BEV	2 1/2"x6"	8mm Beveled Wall Tile - Gloss	60	6.15
		GLSIMP***256	2 1/2"x6"	8mm Flat Wall Tile - Gloss	60	6.15
		GLSIMP***2510	2 1/2"x10"	8mm Flat Wall Tile - Gloss	60	10.25

## ANSI TECHNICAL SPECIFICATIONS

	DCOF Acutest	Scratch Resistance MOHS	Breaking Strength ASTM# C648	Water Absorption ASTM# C373	Chemical Resistance ASTM# C650	Bond Strength A137.2-7.7	Thermal Shock ASTM# C484
Results	N/A	N/A	≥1050 lbf	N/A	Unaffected	Pass	Pass

Shade Variation



## APPLICATIONS

	Floors	Walls	Countertops	Shower Floors	Shower Walls	Pools/Spas
Residential		●			●	
Commercial		●			●	

## LEGEND

- Product rated for Interior & Exterior use
- Applications & ANSI Technical Specifications do not apply
- Product rated for Interior use only
- \* Special Order only
- † May be suitable for Exterior Floors

This product is only intended for wall applications. Do not install in pools, spas/hot tubs, and/or submerged applications. This glass product must be installed with non-sanded grout and a premium modified thinset such as Laticrete 254 or epoxy. To cut the glass, use a glass-specific blade.

Merchandising materials and samples are for general reference only and representative of a product's potential characteristics. Tile is subject to variation in color/shade, size, texture, and finish. Field, mosaic and trim tile may not match exactly. Blend tiles from different boxes to achieve consistent shade distribution. Installer and end user must conduct a dry mock layout under proper lighting conditions to inspect the product. Installation constitutes product acceptance. Improper installation, application, use, care and maintenance voids warranty. Reference the TCNA Handbook and ANSI for installation guidance. Please visit [bedrosians.com](http://bedrosians.com) for current product information. We reserve the right to make product changes at any time without notice.

