


Rectified Field Tile Sizes



Mount Everest - MOU
FLOROCMOU1632 - 16"x32" Matte
FLOROCMOU1632P - 16"x32" Polished
FLOROCMOU3232 - 32"x32" Matte
FLOROCMOU3232P - 32"x32" Polished



Half Dome - HAL
FLOROCHAL1632 - 16"x32" Matte
FLOROCHAL1632P - 16"x32" Polished
FLOROCHAL3232 - 32"x32" Matte
FLOROCHAL3232P - 32"x32" Polished



Grand Teton - GRA
FLOROCGRA1632 - 16"x32" Matte
FLOROCGRA1632P - 16"x32" Polished
FLOROCGRA3232 - 32"x32" Matte
FLOROCGRA3232P - 32"x32" Polished



Trango Towers - TRA
FLOROCTRA1632 - 16"x32" Matte
FLOROCTRA1632P - 16"x32" Polished
FLOROCTRA3232 - 32"x32" Matte
FLOROCTRA3232P - 32"x32" Polished



El Capitan - ELC
FLOROCELC1632 - 16"x32" Matte
FLOROCELC1632P - 16"x32" Polished
FLOROCELC3232 - 32"x32" Matte
FLOROCELC3232P - 32"x32" Polished

2"x6" Mosaic - Matte (12"x12" Sheet)



Mount Everest - MOU
100000314




Trango Towers - TRA
100000316



Half Dome - HAL
100000315



El Capitan - ELC
100000317



Grand Teton - GRA
100000318

2"x2" Mosaic - Matte (12"x12" Sheet)




Mount Everest - MOU
FLOROCMOU22MO




Trango Towers - TRA
FLOROCTRA22MO



Half Dome - HAL
FLOROCHAL22MO



El Capitan - ELC
FLOROCELC22MO



Grand Teton - GRA
FLOROCGRA22MO

Rock Crystal

Glazed Color Body Porcelain

Photo Features 32"x32" Rectified Field Tile - Matte in Trango Towers.

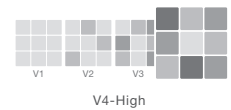
SIZING & PACKAGING

Type	Shape	Item Code	Size	Description	Pcs / Ctn	Sf / Ctn
Field		FLOROC••1632	16"x32"	Rectified Field Tile - Matte	3	10.33
		Ø FLOROC••1632P	16"x32"	Rectified Field Tile - Polished	3	10.33
		FLOROC••3232	32"x32"	Rectified Field Tile - Matte	2	13.78
		Ø FLOROC••3232P	32"x32"	Rectified Field Tile - Polished	2	13.78
Trim		FLOROC••432BN	4"x32"	Bullnose - Matte	10	-
		Ø FLOROC••432BNP	4"x32"	Bullnose - Polished	10	-
Mosaic		Ø FLOROC••22MO	12"x12" Sheet	2"x2" Mosaic - Matte	5	-
		Ø 100000317	12"x12" Sheet	2"x6" Mosaic - Matte in El Captain	5	-
		Ø 100000318	12"x12" Sheet	2"x6" Mosaic - Matte in Grand Teton	5	-
		Ø 100000315	12"x12" Sheet	2"x6" Mosaic - Matte in Half Dome	5	-
		Ø 100000314	12"x12" Sheet	2"x6" Mosaic - Matte in Mount Everest	5	-
		Ø 100000316	12"x12" Sheet	2"x6" Mosaic - Matte in Trango Towers	5	-

ANSI TECHNICAL SPECIFICATIONS

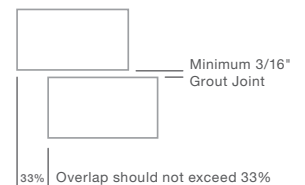
	DCOF Acutest	PEI Rating ASTM# C1027	Frost Resistant ASTM# C1026	Scratch Resistance MOHS	Breaking Strength ASTM# C648	Water Absorption ASTM# C373	Chemical Resistance ASTM# C650
Results	≥ 0.42	Pass ≤ 175 (ISO)	Unaffected	N/A	Pass (1,300 ISO)	≤ 0.5%	Unaffected

Shade Variation



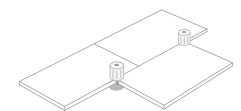
APPLICATIONS

	Floors	Walls	Countertops	Shower Floors	Shower Walls	Pools/Spas
Residential	●†	■	■	●†	■	■
Commercial	●†	■	■	●†	■	■



LEGEND

- Product rated for Interior & Exterior use
- Product rated for Interior use only
- † May be suitable for Exterior Floors
- Ø Applications & ANSI Technical Specifications do not apply
- * Special Order only



Use of a leveling system during installation is strongly recommended

† The TCNA does not rate products for exterior floors. Project specifier must determine product suitability for exterior floor applications by evaluating specific project conditions, type of use, traffic, drainage, expected contaminants (such as water, oil, grease, etc.), wear, maintenance, and manufacturer's specifications and guidelines. Use caution--product may not be suitable for pool decks. Not suitable for ramps. No polished tiles; only textured surfaces may be suitable.

For installation of all polished, polished glazed, or lappato porcelain or ceramic tiles, use a grout release prior to grouting to prevent absorption of the grout into the tile's micropores. We recommend use of a grout color that matches the predominant color of the tile. Tiles with a polished finish are not appropriate for wet or exterior floor applications. Do not use acidic cleaners.

Merchandising materials and samples are for general reference only and representative of a product's potential characteristics. Tile is subject to variation in color/shade, size, texture, and finish. Field, mosaic and trim tile may not match exactly. Blend tiles from different boxes to achieve consistent shade distribution. Installer and end user must conduct a dry mock layout under proper lighting conditions to inspect the product. Installation constitutes product acceptance. Improper installation, application, use, care and maintenance voids warranty. Reference the TCNA Handbook and ANSI for installation guidance. Please visit bedrosians.com for current product information. We reserve the right to make product changes at any time without notice.

