

16"x47" Rectified Textured Design Wall Tile - Matte



White - WHI
DECTEXWHI1647
16"x47" Rectified Textured Design Wall Tile - Matte



Cream - CRE
DECTEXCRE1647
16"x47" Rectified Textured Design Wall Tile - Matte



Grey - GRE
DECTEXGRE1647
16"x47" Rectified Textured Design Wall Tile - Matte






Textuality

Decorative (Glazed Ceramic)

Photo Features 16"x47" Rectified Textured Design Wall Tile - Matte in White on Sink Wall.

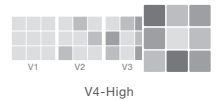
SIZING & PACKAGING

Type	Shape	Item Code	Size	Description	Pcs / Ctn	Sf / Ctn
Wall		DECTEX***1647	16"x47"	Rectified Textured Design Wall Tile - Matte	3	15.50

ANSI TECHNICAL SPECIFICATIONS

	DCOF Acutest	PEI Rating ASTM# C1027	Frost Resistant ASTM# C1026	Scratch Resistance MOHS	Breaking Strength ASTM# C648	Water Absorption ASTM# C373	Chemical Resistance ASTM# C650
Results	N/A	N/A	N/A	N/A	Pass (S ≥ 600N ISO)	> 1.0 (Ceramic)	Pass (10545-14=GA ISO)

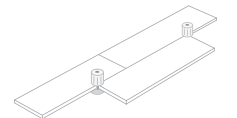
Shade Variation



V4-High

APPLICATIONS

	Floors	Walls	Countertops	Shower Floors	Shower Walls	Pools/Spas
Residential		●			●	
Commercial		●			●	



Use of a leveling system during installation is strongly recommended

LEGEND

- Product rated for Interior & Exterior use
- Applications & ANSI Technical Specifications do not apply
- Product rated for Interior use only
- * Special Order only
- † May be suitable for Exterior Floors



Made in Spain



Glazed Ceramic



Rectified Edge



This tile is only intended for wall applications. Conduct a dry mock layout prior to installation to ensure the direction matches on all tiles.

This tile must be installed with a premium modified thinset. Do not use mastic. It is recommended to install pattern tiles without an offset. This textured ceramic tile must be sealed prior to grouting. Install this product with a minimum 1/8" grout joint.

Merchandising materials and samples are for general reference only and representative of a product's potential characteristics. Tile is subject to variation in color/shade, size, texture, and finish. Field, mosaic and trim tile may not match exactly. Blend tiles from different boxes to achieve consistent shade distribution. Installer and end user must conduct a dry mock layout under proper lighting conditions to inspect the product. Installation constitutes product acceptance. Improper installation, application, use, care and maintenance voids warranty. Reference the TCNA Handbook and ANSI for installation guidance. Please visit bedrosians.com for current product information. We reserve the right to make product changes at any time without notice.

