





Photo Features 8" x 8" Remy in Brigette on Niche, 12" x 24" Iceberg White Marble Field Tile on Wall and 8" x 36" Distressed Field Tile in Taurus on Floor.

Remy Decorative (Cement)


8"x8" Solid Field Tile - Matte



Snow - SNO
DECREMSNO88




Wedgewood Blue - WEB
DECREMWEB88



Cobalt - COB
DECREMCOB88



Fog - FOG
DECREMFOG88



Smoke - SMO
DECREMSMO88



Charcoal - CHA
DECREMCHA88



Photo Features 8"x8" Remy in Brigitte.

8"x8" Pattern Field Tile - Matte



Oasis - OAS
DECREMOAS88




Damsel - DAM
DECREMDAM88



Nouveaux - NOU
DECREMNOU88



Soffia - SOF
DECREMSOF88



Remix - REM
DECREMREM88



Brigette - BRI
DECREMBRI88















Frame - FRA
DECREMFRA88



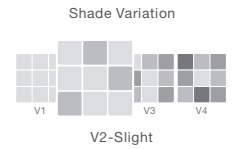
Darcy - DAR
DECREMDAR88

SIZING & PACKAGING

Type	Shape	Item Code	Size	Description	Pcs / Ctn	Sf / Ctn
Solids		DECREMCHA88	8"x8"x5/8"	Charcoal - Field Tile - Matte	12	5.33
		DECREMCOB88	8"x8"x5/8"	Cobalt - Field Tile - Matte	12	5.33
		DECREMFOG88	8"x8"x5/8"	Fog - Field Tile - Matte	12	5.33
		DECREMSMO88	8"x8"x5/8"	Smoke - Field Tile - Matte	12	5.33
		DECREMSNO88	8"x8"x5/8"	Snow - Field Tile - Matte	12	5.33
		DECREMWEB88	8"x8"x5/8"	Wedgewood Blue - Field Tile - Matte	12	5.33
Patterns		DECREMBRI88	8"x8"x5/8"	Brigette - Field Tile - Matte	12	5.33
		DECREMDAM88	8"x8"x5/8"	Damsel - Field Tile - Matte	12	5.33
		DECREMDAR88	8"x8"x5/8"	Darcy - Field Tile - Matte	12	5.33
		DECREMFRA88	8"x8"x5/8"	Frame - Field Tile - Matte	12	5.33
		DECREMNOU88	8"x8"x5/8"	Nouveaux - Field Tile - Matte	12	5.33
		DECREMOAS88	8"x8"x5/8"	Oasis - Field Tile - Matte	12	5.33
		DECREMREM88	8"x8"x5/8"	Remix - Field Tile - Matte	12	5.33
		DECREMSOF88	8"x8"x5/8"	Soffia - Field Tile - Matte	12	5.33

ANSI TECHNICAL SPECIFICATIONS

	DCOF Acutest	Scratch Resistance MOHS	Breaking Strength ASTM# C648	Water Absorption ASTM# C373	Chemical Resistance ASTM# C650	Bond Strength A137.2-7.7	Thermal Shock ASTM# C484
Results	≥ 0.42	N/A	N/A	> 7.0 (Concrete)	N/A	N/A	N/A



APPLICATIONS

	Floors	Walls	Countertops	Shower Floors	Shower Walls	Pools/Spas
Residential	● †	●	●	●	●	
Commercial		●	●		●	

LEGEND

- Product rated for Interior & Exterior use
- Product rated for Interior use only
- † May be suitable for Exterior Floors
- ∅ Applications & ANSI Technical Specifications do not apply
- * Special Order only

† The TCNA does not rate products for exterior floors. Project specifier must determine product suitability for exterior floor applications by evaluating specific project conditions, type of use, traffic, drainage, expected contaminants (such as water, oil, grease, etc.), wear, maintenance, and manufacturer's specifications and guidelines. Use caution--product may not be suitable for pool decks. Not suitable for ramps. No polished tiles; only textured surfaces may be suitable.

Use only non-sanded grout with this product.

Tiles must be sealed prior to grouting to prevent penetration. Miracle Sealants 511 Porous Plus sealer is recommended before and after grouting. Tiles must dry for at least 24 hours before grouting. Any excess grout must be wiped from the surface of the tiles immediately and meticulously. Other options for post-grouting sealants include DryTreat Stain-Proof solvent-based sealer (does not enhance tile color) or DryTreat Intensifia non-solvent based sealer (enhances the tile color). Exterior installation requires re-sealing every 2-3 years.

Dark grouts are not recommended with light tiles. Light grouts are not recommended with dark tiles. All spills must be cleaned immediately to prevent staining. These tiles are handmade and subject to color variation. Mix randomly from different boxes to balance variation. Wet the back of the tile prior to setting. Apply thinset to both the substrate and the back of the tile using a notched trowel. The tile pattern displays best with 1/16" to 1/8" grout joints. Wider joints are necessary in wet areas or when using floor heating cables.

Merchandising materials and samples are for general reference only and representative of a product's potential characteristics. Tile is subject to variation in color/shade, size, texture, and finish. Field, mosaic and trim tile may not match exactly. Blend tiles from different boxes to achieve consistent shade distribution. Installer and end user must conduct a dry mock layout under proper lighting conditions to inspect the product. Installation constitutes product acceptance. Improper installation, application, use, care and maintenance voids warranty. Reference the TCNA Handbook and ANSI for installation guidance. Please visit bedrosians.com for current product information. We reserve the right to make product changes at any time without notice.

