



Rectified Flat Field Tile Sizes




White - WHI
DECDONWHI1340M - 13"x40" Matte



Sand - SAN
DECDONSAN1340M - 13"x40" Matte




Silver - SIL
DECDON SIL1340M - 13"x40" Matte



Beige - BEI
DECDONBEI1340M - 13"x40" Matte

Wave Deco Rectified Field Tile Sizes



White - WHI
DECDONWHI1340WAVM - 13"x40" Matte



Sand - SAN
DECDONSAN1340WAVM - 13"x40" Matte



Silver - SIL
DECDON SIL1340WAVM - 13"x40" Matte



Beige - BEI
DECDONBEI1340WAVM - 13"x40" Matte





Donna

Glazed Ceramic

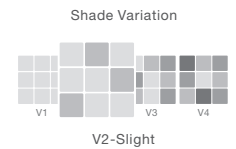
Photo Features 13"x40" Wave Deco Rectified Field Tile - Matte in White.

SIZING & PACKAGING

Type	Shape	Item Code	Size	Description	Pcs / Ctn	Sf / Ctn
Field		DECDON***1340M	13"x40"	Ceramic Wall Tile - Matte	6	21.53
Deco		DECDON***1340WAVM	13"x40"	Wave Deco Rectified - Matte	5	17.98

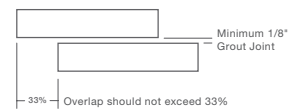
ANSI TECHNICAL SPECIFICATIONS

	DCOF Acutest	PEI Rating ASTM# C1027	Frost Resistant ASTM# C1026	Scratch Resistance MOHS	Breaking Strength ASTM# C648	Water Absorption ASTM# C373	Chemical Resistance ASTM# C650
Results	N/A	N/A	N/A	N/A	Pass (S ≥ 600N/ISO)	> 1.0(Ceramic)	Pass (10545-14=GAISO)



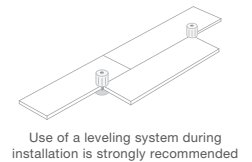
APPLICATIONS

	Floors	Walls	Countertops	Shower Floors	Shower Walls	Pools/Spas
Residential		•			•	
Commercial		•			•	



LEGEND

- Product rated for Interior & Exterior use
- Applications & ANSI Technical Specifications do not apply
- Product rated for Interior use only
- * Special Order only
- † May be suitable for Exterior Floors



Wet the back of the tile prior to setting. Apply thinset to both the substrate and the back of the tile using a notched trowel. It is recommended to install pattern tiles without an offset. This textured ceramic tile must be sealed prior to grouting. This tile is only intended for wall applications. Conduct a dry mock layout prior to installation to ensure the direction matches on all tiles.

Merchandising materials and samples are for general reference only and representative of a product's potential characteristics. Tile is subject to variation in color/shade, size, texture, and finish. Field, mosaic and trim tile may not match exactly. Blend tiles from different boxes to achieve consistent shade distribution. Installer and end user must conduct a dry mock layout under proper lighting conditions to inspect the product. Installation constitutes product acceptance. Improper installation, application, use, care and maintenance voids warranty. Reference the TCNA Handbook and ANSI for installation guidance. Please visit bedrosians.com for current product information. We reserve the right to make product changes at any time without notice.

