

# DUNSMOOR LEVER WITH CHAMFERED 5" ROSE- PASSAGE

NEW

RESERVE PORTFOLIO

Model Number:  
PS.DUN.R.HFR.150


SEE BELOW FOR ADDITIONAL FUNCTIONS


## Key Features


- Crafted from solid brass and built to last, Reserve is made for real life. With premium finishes, this is
- hardware that holds up and stands out. High performance meets high style, made to live as boldly as you do.
- Reserve by Baldwin is made to fit. It works with
- standard door preps and includes an adjustable latch for either a 2-3/8" or 2-3/4" backset. Designed to fit door thicknesses from 1-3/8" to 1-3/4" with ease.
- The 150 Satin Nickel finish is soft, sleek, and effortlessly
- versatile—made to pair seamlessly with Baldwin's 056 Lifetime Satin Nickel finish.
- Classic with character. Dunsmore blends traditional
- curves and ringed detailing for a timeless look that feels polished, warm, and full of charm.





## FINISHES OPTIONS


- 


Satin Nickel - 150, US15
- 


Lifetime (PVD) Polished Nickel - 055
- 

Polished Chrome - 260
- 

Lifetime (PVD) Polished Brass - 003
- 

Lifetime (PVD) Satin Brass - 044
- 

Satin Black - 190
- 

Venetian Bronze - 112
- 

Non-lacquered Brass - 031

all measurements in inches

## SPECIFICATIONS

LOCK TYPE	Tubular
STYLE	Traditional
LOCK FUNCTION	Passage
BACKSET SIZE	Adjustable
MAXIMUM DOOR THICKNESS	2
MINIMUM DOOR THICKNESS	1-3/8
PARTIAL MODEL	PS.DUN.R.HFR.150
LEVER HANDING	Reversible
LEVER ROSE SHAPE	Rectangular
CROSS BORE	2-1/8"

